

NC Balance of State Continuum of Care

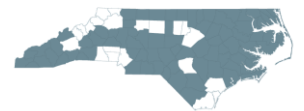
Data Quality Subcommittee

January 23, 2014

10:30 AM

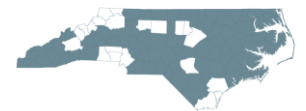
Welcome

- Roll Call
- Reminders
 - *6 to mute/unmute line
 - Please do not put us on hold
 - Hold music is disruptive



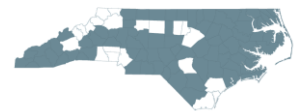
Today's Agenda

- Data Quality Subcommittee Reboot
- Tip of the Month
- New Data Completeness Report Card
- Review of No Fee User Policy



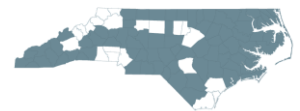
Data Quality Subcommittee Reboot

- Purpose of subcommittee
 - Technical assistance to increase data quality
 - Program level
 - CoC level
 - Share best practices & other new info/reports/forms across all CHIN users
 - Data entry
 - Annual reports
 - Resources available



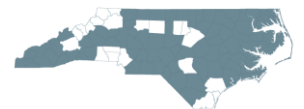
Data Quality Subcommittee Reboot

- Format
 - User-friendly
 - Practical
 - Retain Tip of the Month
- Proven results
 - DQ cleanup → change in housing stability stat
 - 2012 CoC App: 35% exits from PSH unknown
 - 2013: decreased to 15% unknown
 - 2013 housing stability rate 93%



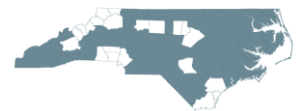
Data Quality Subcommittee Reboot

- Your suggestions?
 - How best useful for you?
 - Format
 - Content



Tip of the Month

- APR data must match CHIN data
 - HUD regulation
 - Makes common sense as well
 - Data tells the story of our work
 - Cannot do this if inaccurate
- Only 8 of 33 renewal grant APRs matched CHIN
- Be sure to go back to CHIN, make changes, re-run APR
- Time lag in CHIN



Data Completeness Report Card

- Replaces Monthly Data Quality Report

0252 - Data Completeness Report Card (EE) - v6 for CoC
Tab A-Overall Summary
Date Range: 10/1/12 - 10/1/13

Run for on 1/6/14 by chin_live:tiasandersrice

GRADE BASED ON
 AVERAGE PERCENTAGE:

B

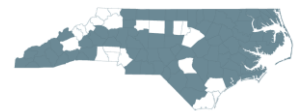
93.42%

Data Element	Required for	Number of Applicable Entry Exits	Number of Non-Null Values	DK/R (DRAFT)	% Complete	% Missing Values	% DK/R (DRAFT)
Social Security Number*	All	10,852	10,570	669	97.40%	2.60%	6.16%
Date of Birth*	All	10,852	10,791	3	99.44%	0.56%	0.03%
Race*	All	10,852	10,796	62	99.48%	0.52%	0.57%
Ethnicity*	All	10,852	10,781	189	99.35%	0.65%	1.74%
Gender*	All	10,852	10,803	1	99.55%	0.45%	0.01%
Veteran Status*	Adults	8,453	8,307	40	98.27%	1.73%	0.47%



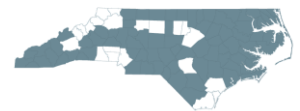
Data Completeness Report Card

- Letter grade
- Percent complete
- Check agency-level report monthly
- During DQ Subcommittee meetings we will review
 - CoC level report
 - Top flyers (1-3 best scoring agencies)
 - Most improved
 - What did you do to improve so much?



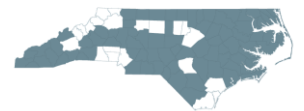
Review of No Fee User License Policy

- NC BoS has paid CHIN license fees for all existing CHIN users within Balance of State for July 1 2013 – June 20, 2014. In order to maintain this no-fee license, users must:
 - Log in at least once every 60 days
 - Maintain an HMIS rating of 80 or higher (as determined in the Monthly Data Quality report) or be actively working with CHIN to improve HMIS rating
 - Be responsive to outreach from CHIN and/or NCCEH
 - User or other agency representative must regularly participate (80% or better attendance) in his or her local Balance of State Regional Committee meetings
 - Enter all HUD required elements in CHIN



No Fee User License Policy

- Potential revision by Steering Committee
 - Monthly Data Quality report →
Data Quality Report Card
- Implementation has begun
- Individualized plan for improvement to keep license



Wrap Up

- Next meeting:
 - Thursday March 27, 10:30 AM
- Keep in touch
 - bos@ncceh.org
 - (919) 755-4393

