

# Before we get started

- Steps to get started
  1. Download the Counting Us App
  2. Register (or use Forgot Password)
  3. Log In
  4. Select “Choose Count”
  5. Join the Count with Key: “**ncbos2024**”
  6. Select your Region based on County
  7. Click “Get Started”



If you have used Counting Us before, you must still select Choose Count for this year!

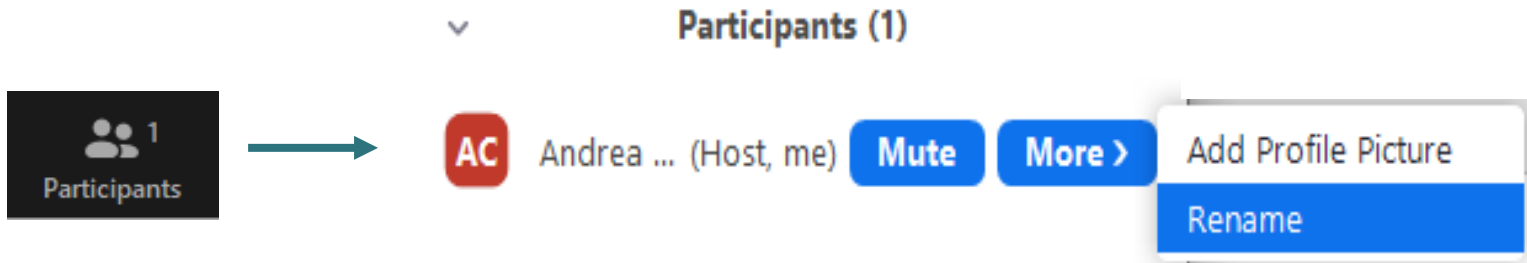
# 2024 Point-In-Time Training for non-HMIS Agencies



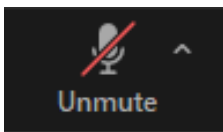
**NC COALITION** to  
**HOMELESSNESS** end

# We want to get to know you!

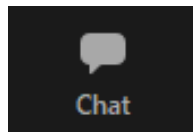
Sign in by checking your name (full names help us with follow-up)



Ask questions and share how many PIT Counts you've participated in



OR



# Slides & resources will be available!

- We're covering brand new material today!
- We'll post these slides and companion resources on the website. <https://www.ncceh.org/bos/pithic/>
- This information will be good to share with your team, so everyone is starting from the same place.



# Agenda

- Introduction
- Inside the Counting Us App
- Frequently Asked Questions
- Best Practices
- Timeline & Follow-up







# Introducing the PIT/HIC

# Point in Time and Housing Inventory Count



**CONTRIBUTE TO  
REGIONAL COUNTS!**



**ADVOCATE WITH  
STAKEHOLDERS!**



**HELPS FUND  
RESOURCES!**




**IT'S REQUIRED!**



# Point in Time and Housing Inventory Count

January 31, 2024



People

How many people are experiencing homelessness?



Beds and Units

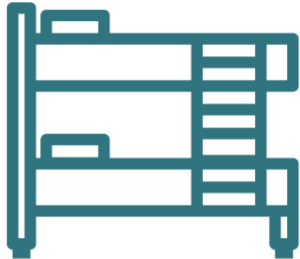
How much capacity does our system have?



NCCEH

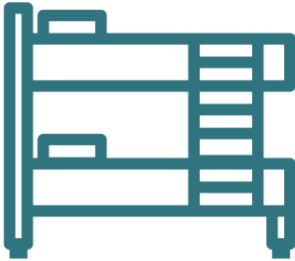


# Data Collection for Point-in-Time Count



Unsheltered Count		Sheltered Count	
Data data rts			Non-HMIS ES + TH
			Counting Us App
			Data submitted Feb 1 – 7

# Data Collection for Housing Inventory Count



Temporary Sheltered		Permanent Housing	
HMIS	Non-HMIS ES + TH	HMIS	Non-HMIS RRH + PSH + OPH
	People Count: <b>Counting Us Survey App</b> (Due 2/7)		People Count: <b>Counting Us Survey App</b> (Due 2/7)
	<b>Bed + Unit survey</b> with NCCEH staff (Due 2/21)		<b>Bed + Unit survey</b> with NCCEH staff (Due 2/21)

# Today's Focus

...is the **Sheltered Count** for Emergency Shelters, Transitional Housing, Rapid Re-Housing, and Permanent Supportive Housing projects who do not participate in HMIS

Questions about Unsheltered and HMIS data collection?

- **Unsheltered:** Go to your Regional Unsheltered Access Coordinator or CE Lead for local information (listed for each region/county on [ncceh.org/bos/pithic](https://ncceh.org/bos/pithic))
- **HMIS:** Contact the Data Center at [hmis@ncceh.org](mailto:hmis@ncceh.org)



# Introducing the Counting Us App

# Why Use the Counting Us App



**Because Everyone Counts**

**Accurate**

**Logical**

**Easy**

**Fast**

**Secure**



**NCCEH**

# A look inside the App

- Steps to get started
  1. Download the App
  2. Register (or use Forgot Password)
  3. Log In
  4. Select “Choose Count”
  5. Join the Count with Key: **“ncbos2024”**
  6. Select your Region based on County
  7. Click “Get Started”



If you have used Counting Us before, you must still select Choose Count!





# Use the Sheltered Survey to make sure your clients count!

## Sheltered Person Survey

### Emergency Shelters and Transitional Housing projects:

- Add surveys for everyone sleeping under your roof (physical building or the hotel/motel you paid for) on PIT night



### Rapid Re-Housing, Permanent Supportive Housing, or Other Permanent Housing projects:

- Add surveys for everyone sleeping in a permanent housing unit on PIT night (and still enrolled)



# Add your location

## Add the location of this conversation

- Use your device's location OR
- Use an address or intersection



For facility-based shelters, an address can be saved by your NCCEH contact so you can skip this step!



# “Have you already been interviewed today for the point in Time Count?”

## **This question has been removed!**

- In past years, there has been a survey question for clients to see if they have answered the PIT this year
- It was sometimes hard to know if the right answer was Yes or No
- So, it’s been removed!



## A Few Additional Questions

How long in months have you been in this community?



Do you remember the address of the place you were living before you became homeless this time?



Are you experiencing homelessness as a direct result of COVID-19?



Are you homeless as a result of a natural disaster?



## Optional

- You can scroll past these for important sub-population questions!



# Sub-population

The next few questions relate to Disabling Conditions

- Self-reported by clients
- No documentation needed
- Please ask the follow-up questions



# Submitting the survey

- Submissions are per person
- If you are out of cell-service or don't have data, use Save Draft
  - Review drafts from the home page
  - Open the draft and submit it individually
  - Make sure you remember to submit all your drafts by February 7<sup>th</sup>
- Notes are only read by NCCEH staff and cannot connect people to services





# Now let's see the screen for a household

## **Start with the correct Survey Activity**

- Select Sheltered
- Select Household and the number of total clients in the family
- Individual surveys cannot be reconnected later



# Best Practices

## **Conduct client interviews with App questions**

- Promotes consistency across the whole region and country
- App includes different questions than intake
- Information may have changed since your intake

## **Conduct night of or morning after PIT night**

- Easier to know who to count
- Avoids double counting
- Plan a designated time – perhaps integrate into existing scheduling
- Survey individuals in private spaces whenever possible
- Answering the PIT survey is not required to receive services



# Tips for Good Etiquette During PIT:

## General tips:

- Explain the purpose of the annual one-night homeless census of people experiencing homelessness.
- Use open-ended questions when asking demographic questions:
  - “What is your gender?” or
  - “What is your race?” or even add,
  - “of these options...”
- It’s ok to refuse questions! It’s up to us to ask them.
- Remember you are asking for someone’s time. Thank folks for their help.
  - Offering socks, hygiene products, or gift cards may help incentivize participation.



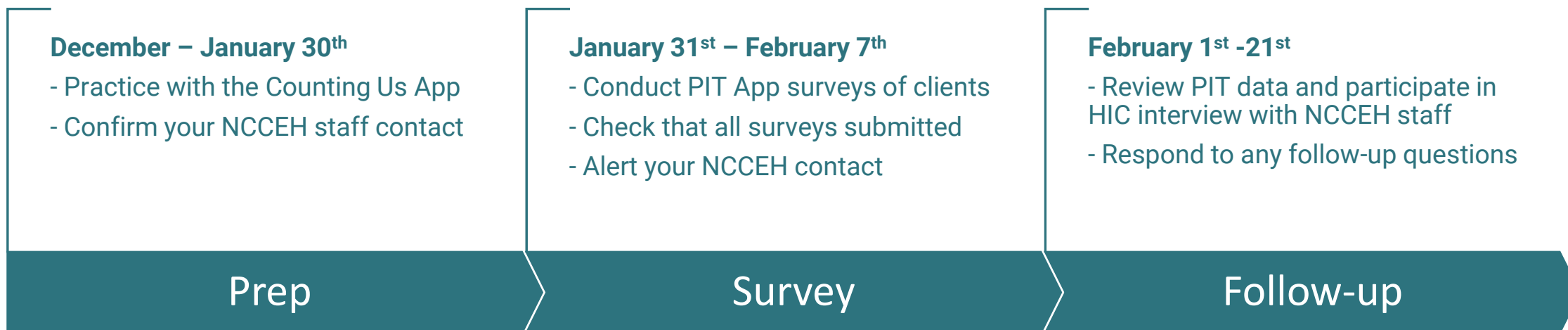
# Frequently Asked Questions

## Learn from the experts!

- Confirm if the survey is for an Individual or Multiple Member Household before beginning
- Demographics (race, gender) are check all-that-apply questions
- Confirm your project's address with your BoS Contact ahead of time to avoid typing in the address
- Ask the disability questions – this helps identify folks experiencing chronic homelessness
- In past years, there's been a pre-screen question “Has someone asked you about the point in time”. That has been removed!



# Next Steps to a non-HMIS Sheltered PIT/HIC



Key to success: Schedule your follow-up ahead of PIT!



**Now you try!**



# Help us test the App!

Login now to practice!

- Please submit at least 1 individual or household surveys
- Try out different fake clients
- Make sure your projects are accurate!
- Test mode will be active until Jan 24<sup>th</sup>

Send questions and feedback at [bos@ncceh.org](mailto:bos@ncceh.org)



# Getting Started with the Point in Time App

**Step 1: Download the Counting Us mobile app** from [Google Play](#) or the [App Store](#). Search for the term “Counting Us” or use the QR code to the right to find the app.



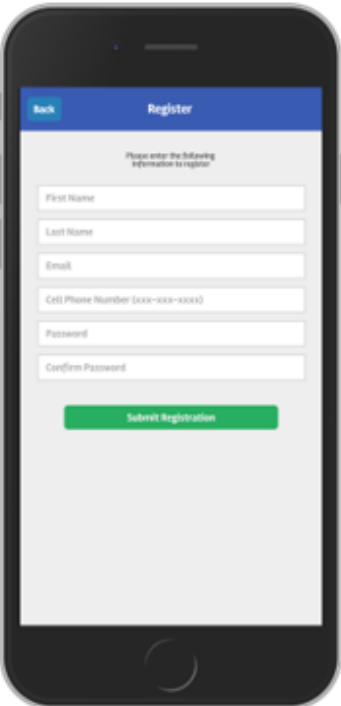
**Step 2: Tap Register**

This will bring you to the registration form



**Step 3: Register**

Enter your info and tap “Submit Registration”



**Step 4: Enter your info**

Tap “Log In”, “Choose Count”, and then “Join New Count”



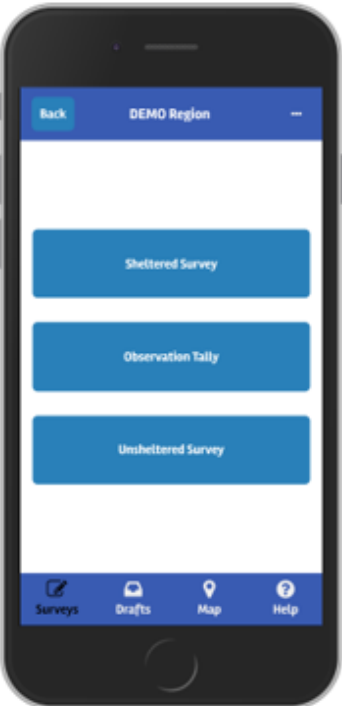
**Step 5: Join a Count**

Enter the Setup Key of **ncbos2024** and tap “Join Count”



**Step 6: Get Started**

Tap “Get Started” and you are ready to start the count!

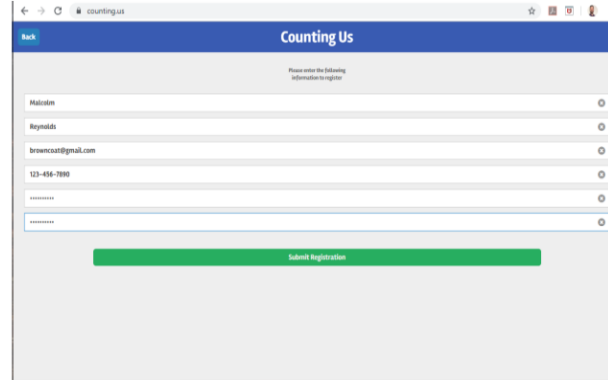


# Getting Started with Counting Us Website

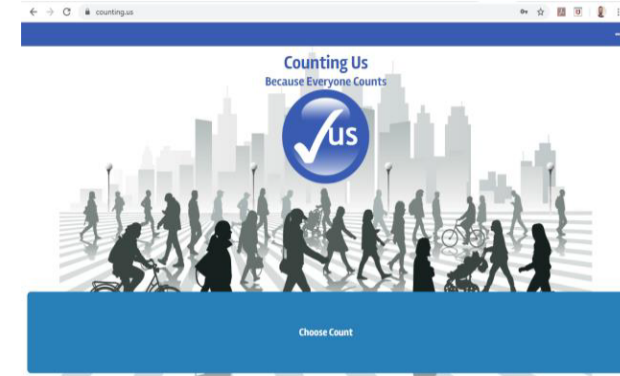
**Step 1: Visit [counting.us](https://counting.us) from your web browser and click “Register”**



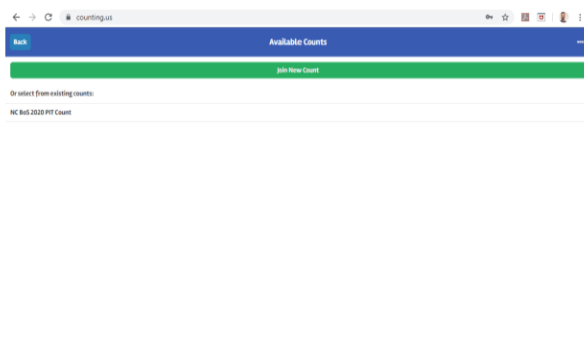
**Step 2: Register**  
Fill in the required information and click “Submit Registration”



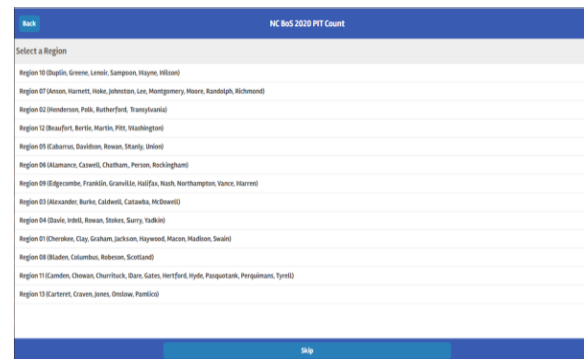
**Step 3: Login**  
Enter your info to Log In and then click “Choose Count”



**Step 4: Join New Count**  
Click Join New Count and Enter Setup Key: **ncbos2024**



**Step 5: Select a Region**  
Click on the region with your county listed



**Step 5: Get Started!**  
You are ready to start the count!



NCCEH

# Stay Connected

<https://www.ncceh.org/bos/pithic/>

This page on the NCCEH website is the go-to place to find regular updates, trainings, and other important information.



NCCEH

# Contact Us!

NCEndHomelessness 

@NCHomelessness 

nc\_end\_homelessness 

## Contact NC Balance of State CoC Staff

[bos@ncceh.org](mailto:bos@ncceh.org)

919.755.4393

## Contact NCCEH Data Center Help Desk

[hmis@ncceh.org](mailto:hmis@ncceh.org)

919.410.6997



NCCEH