

Steering Committee Meeting

April 5, 2022

10:30 AM



NCCEH

Welcome

Reminders

Your line is muted.

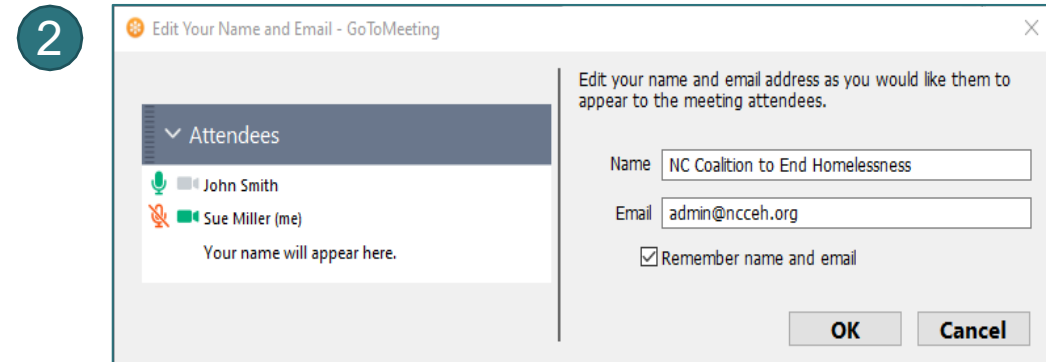
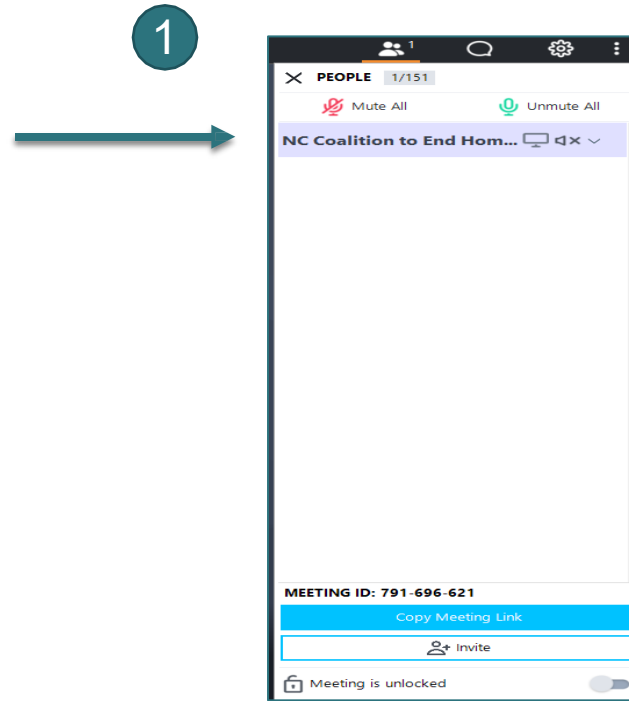
We will unmute the line during Q&A pauses.

The chat box is available to use anytime.



Roll Call

- We will conduct Roll Call for Regional Leads and at-large members to confirm quorum for voting.
- All participants should enter their full names, so we can document their participation in the minutes.





Agenda

Agenda

- Consent agenda
- CoC Competition update
- Vaccine Distribution Project
- Racial Equity Subcommittee update
- System Performance Measures update
- Coordinated Entry update
- Upcoming meetings and reminders



Review & approve consent agenda

Consent agenda:

<https://www.ncceh.org/bos/steeringcommittee/>

- The consent agenda was sent to the Steering Committee prior to the meeting as part of a board packet.
- The consent agenda will be voted on as a whole at the beginning of each meeting.
- Steering Committee members may request to remove an item from the consent agenda for additional discussion.

Changes or discussion?





CoC Competition

HUD announced FY21 CoC awards on 03/14/22!

The NC Balance of State CoC received \$11,948,334 in FY21 CoC awards.

- All renewals awarded: \$9,208,592
- Two new projects received funding:
 - Thrive RRH project in Region 2: \$180,824
 - NCCADV RRH project targeting survivors of DV: \$2,139,002
- CoC planning grant: \$419,916

The CoC realized a 24% increase in CoC program funding through the competition!

- Awards list posted at: <https://www.ncceh.org/media/files/files/3976616a/fy2021-nc-press-report.pdf>



The initial phases of the FY22 CoC competition have started.

The CoC has begun planning for the FY22 CoC competition:

- Registration – submitted by staff on 03/28
- Grants Inventory Worksheet (GIW) – usually follows 6 weeks after the registration deadline
- Notice of Funding Opportunity (NOFO) – late summer?

NCCEH staff have begun to slowly prepare for this year's competition:

- New CoC Applicant webinar held March 3rd
 - Recording posted: <https://www.youtube.com/watch?v=Rag6V5HuzC8>
- Intent to Apply form ready
 - Posted at: <https://app.smartsheet.com/b/form/2cf2061052884e979b8587ab91438811>

Intent to Apply form is mandatory for all agencies applying for new CoC funds.

Intent to Apply form has been posted to the NCCEH website at:

<https://app.smartsheet.com/b/form/2cf2061052884e979b8587ab91438811>

- Any agency wanting to apply for a new CoC project in the FY22 competition is required to submit a form.
- Asks for preliminary information about proposed project(s)
- NCCEH staff will review and follow-up with the agency to discuss
 - Staff will schedule follow-up calls later in the year once we have more details

Rolling-basis, non-binding

Deadline: 2 weeks after NOFO release



The Funding and Performance Subcommittee has updated CoC Funding Priorities to present to the Steering Committee for approval.

Minor changes made to the FY21 CoC Funding Priorities document:

- Dates
- Minor word updates without substantive changes
- Consideration of pandemic when making decisions regarding reallocations:

“Due to the pandemic and the increasingly tight housing market, some CoC grantees have underspent allocated CoC funding. The Project Review Committee should take the lingering effects of the pandemic into consideration before reducing or eliminating any projects due to low spending, and instead, review patterns of low spending over a multi-year period (including operating years prior to the pandemic). The Funding and Performance Subcommittee added language to guide the Project Review Committee and Steering Committee when making decisions based on spending due to the pandemic.”



The Funding and Performance Subcommittee has updated CoC Funding Priorities to present to the Steering Committee for approval.

- Regional project priorities grid updates:
 - Used FY21 CoC awards to update units and funding amounts
 - Used 2020 Point-in-Time count data
 - Only affected the priority for RRH in one region. All other regional programmatic priorities remained the same.
- Draft FY22 CoC Funding Priorities:

<https://www.ncceh.org/media/files/pages-page/624d5afc/2022-coc-funding-priorities-fps-recommendation.pdf>



The Funding and Performance Subcommittee has updated CoC Funding Priorities to present to the Steering Committee for approval.

Questions?

Motion?



Regional Committees need to choose a Scorecard Committee representative.

Scorecard Committee recommends both renewal and new applicant scorecards for the CoC competition

- Regional Committees should choose and submit their representatives by April 22nd
- The Scorecard Committee will meet over three consecutive weeks:
 - Tuesday, April 26th at 2 PM
 - Wednesday, May 5th at 1 PM
 - Friday, May 13th at 2 PM
- Scorecard Committee can include:
 - Any one person in the Regional Committee
 - At-large members with interest to join activities

Submit representatives at: <https://app.smartsheet.com/b/form/066e1375297f4c57931045abec7cab6c>





Vaccine Distribution Data Overview

Vaccine Distribution Data Overview

- The HMIS@NCCEH Advisory Board approved usage of HMIS@NCCEH data for an NC DHHS project to determine the usage of vaccines amongst people in the homeless and housing service system.
- Sharing began in November 2021, with a presentation of the data by DHHS.
- NCCEH and DHHS are working together to bring us updated data monthly, that we can use to assist regions in raising their vaccination rates.

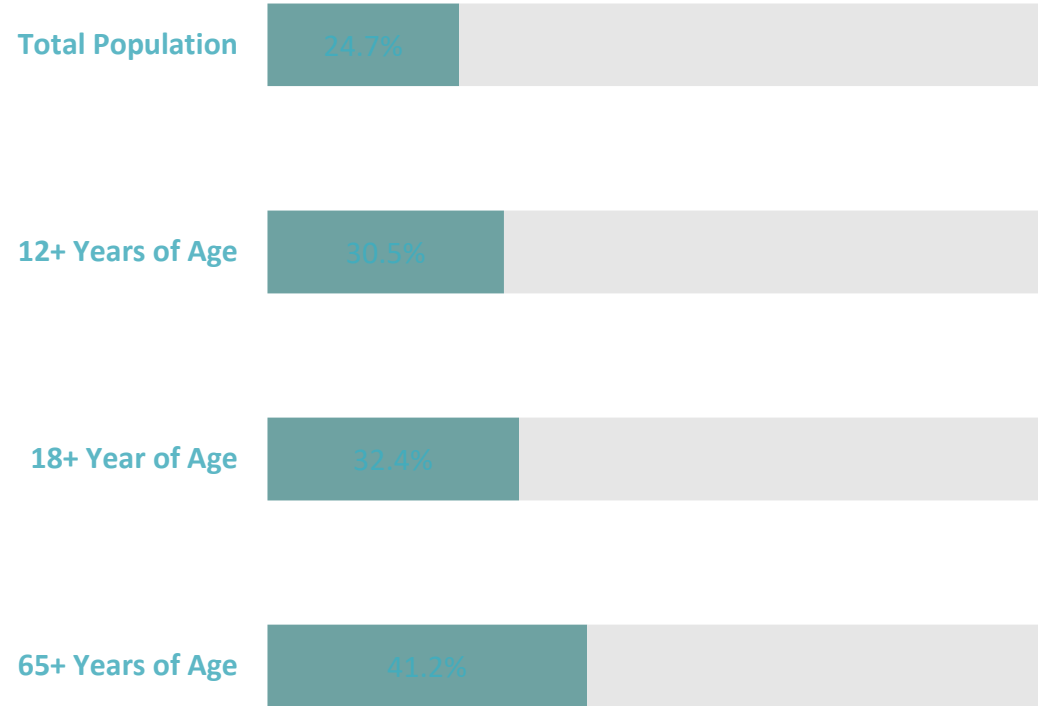
Only 22.9% of those on HMIS have been vaccinated with at least one dose.

- This is compared to 63% of the total population that has been vaccinated with at least one dose in North Carolina.
- Of those vaccinated in HMIS, 24.3% are White and 22.8% are Black (21.4% suppressed)
- The overall number of vaccinated is being pulled up by Orange and Durham CoCs.
 - The NC BoS CoC has 20.5% people vaccinated.

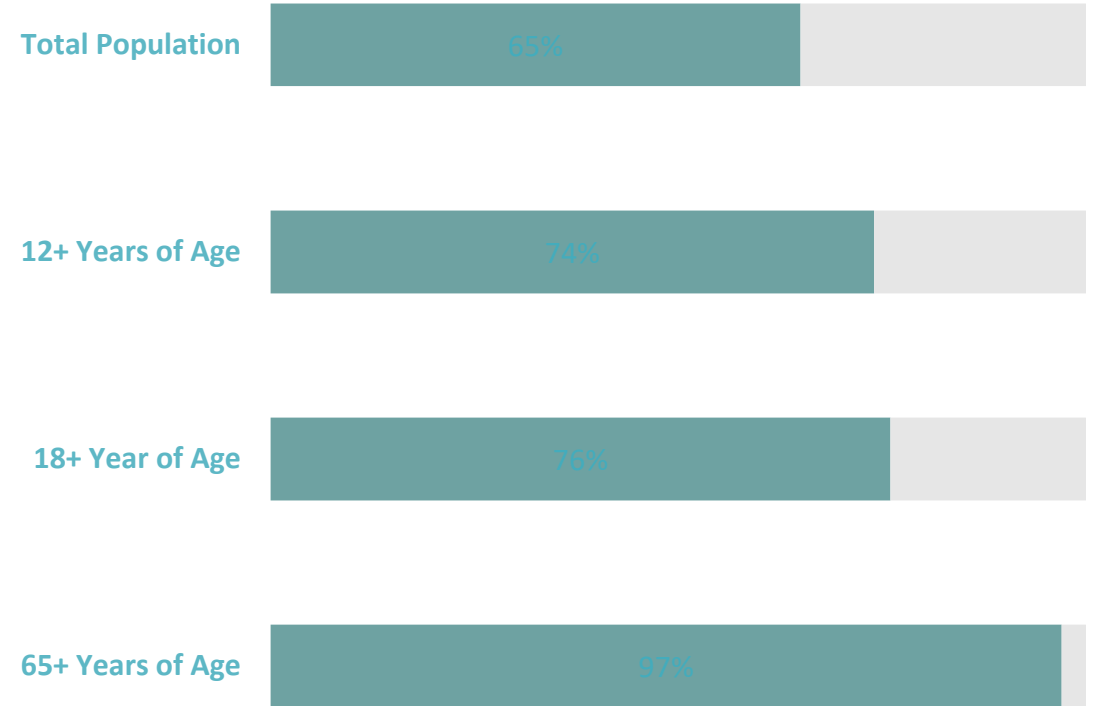
Percent Vaccinated with at Least One Dose

Below are comparisons of different age segments between the HMIS population and the state population for percent of the population vaccinated with at least one dose.

HMIS Population



State Population



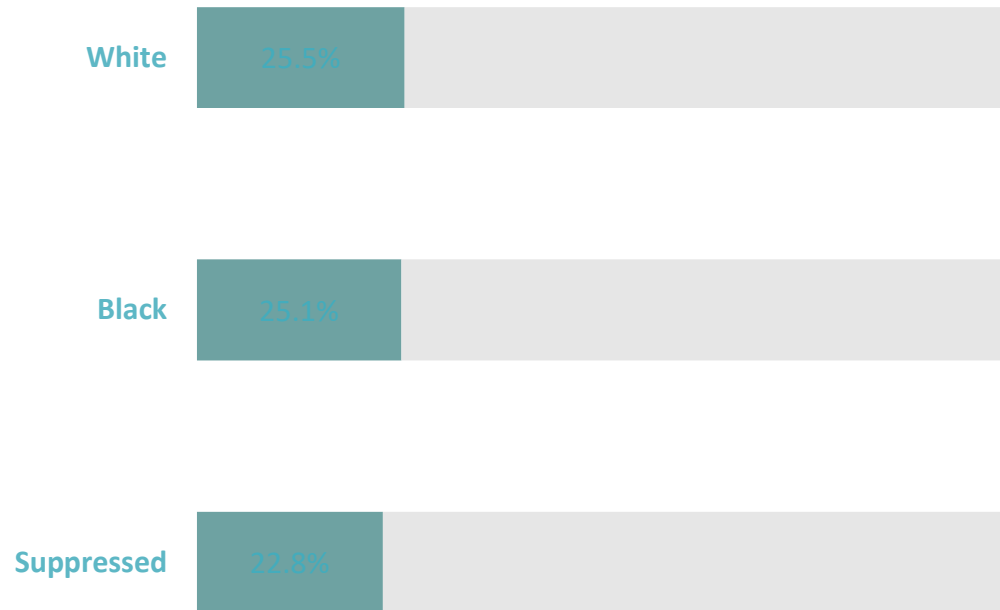
■ Vaccinated With At Least One Dose
■ Not Vaccinated

Note: Data includes NC provider and federal pharmacy administrations. It does not include administrations from federal entities such as the Veterans Administration and the Federal Bureau of Prisons which may cause the vaccination rate to be slightly underrepresented as people experiencing homelessness may have been vaccinated through these programs.

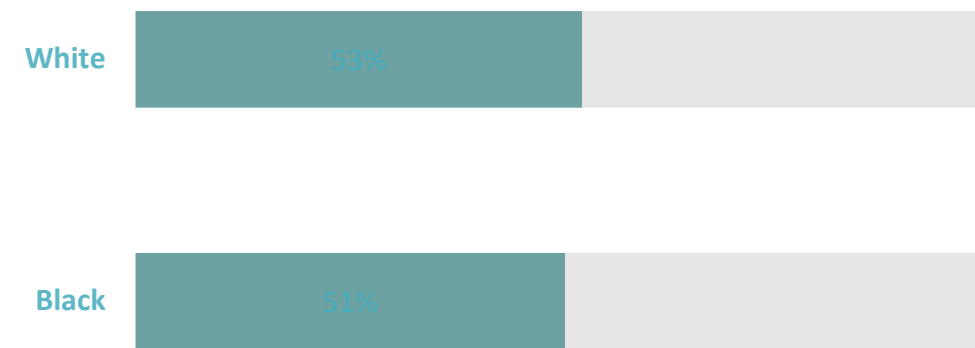
Percent Vaccinated with at Least One Dose by Race

Population totals are broken out by race in this chart and races with population denominators that do not meet small cell suppression thresholds grouped together. The state comparison for non-suppressed races is also shown.

HMIS Population



State Population



■ Vaccinated With At Least One Dose
■ Not Vaccinated

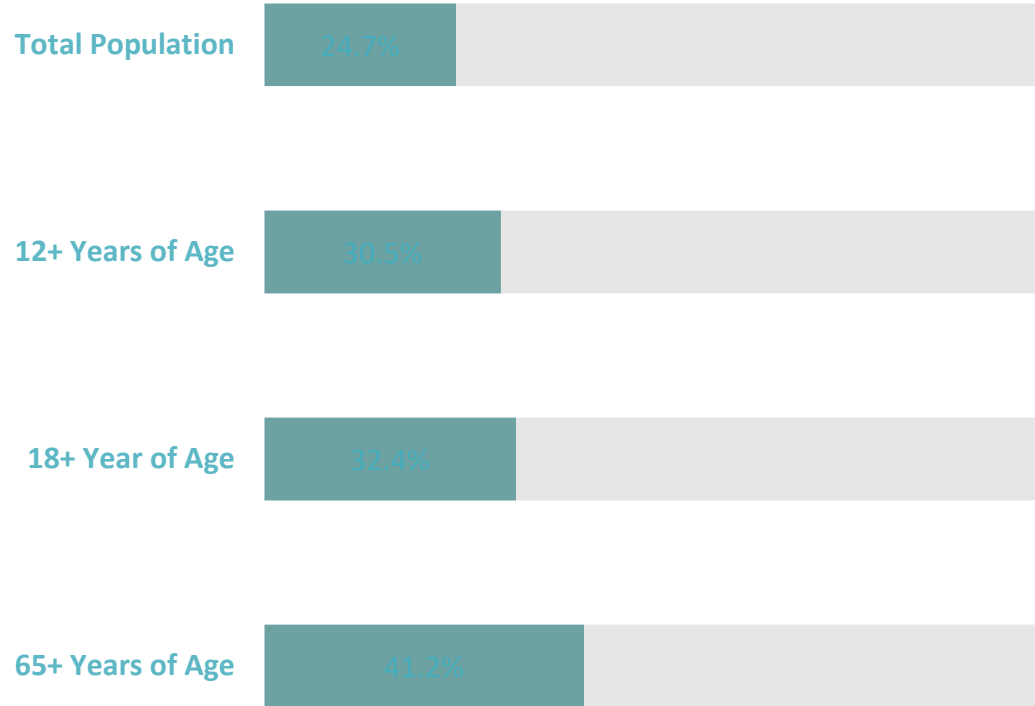
Important Note: The suppressed category includes people with race specified as 'Other' or 'None' in the HMIS dataset, making matching to vaccination data more difficult. This causes an artificial deflation of the vaccination rate.

Note: Data includes NC provider and federal pharmacy administrations. It does not include administrations from federal entities such as the Veterans Administration and the Federal Bureau of Prisons which may cause the vaccination rate to be slightly underrepresented as people experiencing homelessness may have been vaccinated through these programs.

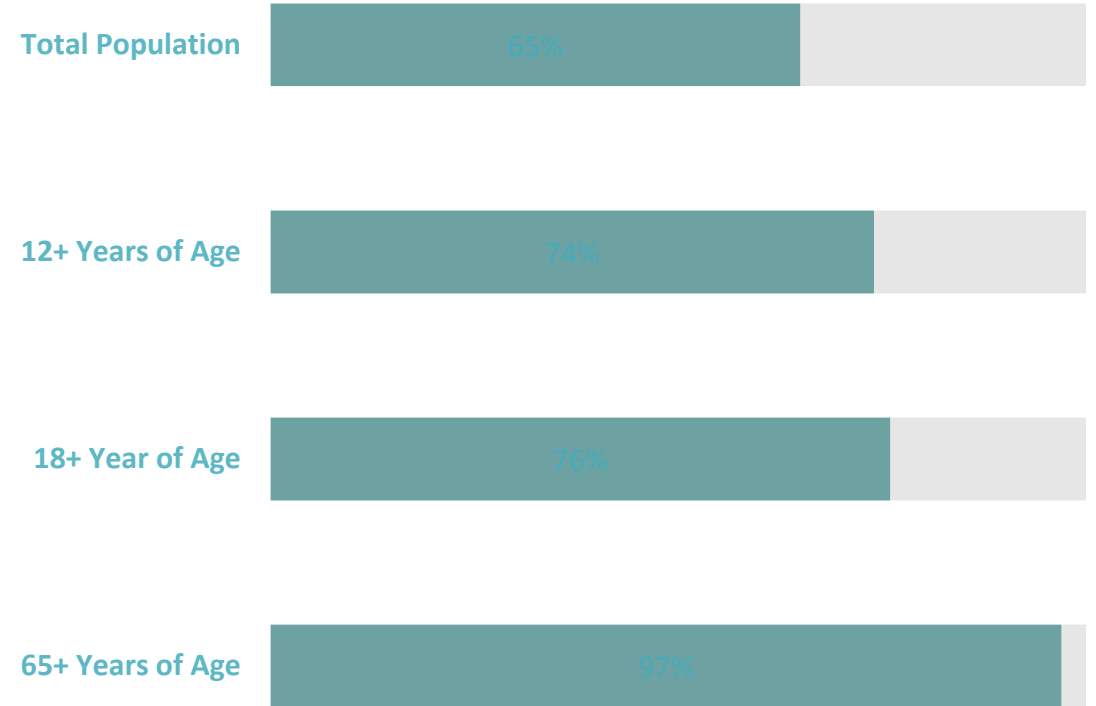
Percent Vaccinated with at Least One Dose

Below are comparisons of different age segments between the HMIS population and the state population for percent of the population vaccinated with at least one dose.

HMIS Population



State Population



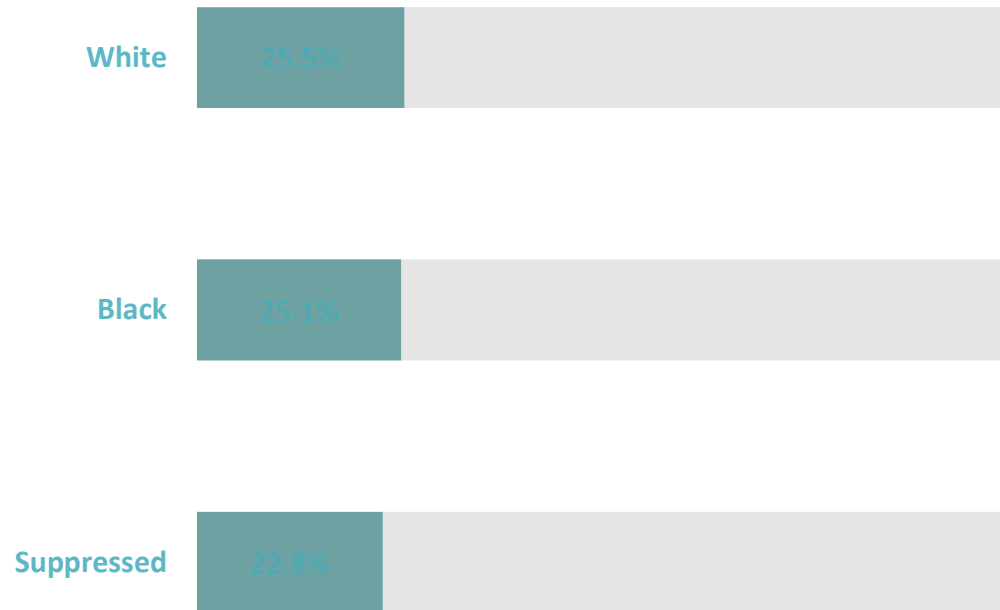
■ Vaccinated With At Least One Dose
■ Not Vaccinated

Note: Data includes NC provider and federal pharmacy administrations. It does not include administrations from federal entities such as the Veterans Administration and the Federal Bureau of Prisons which may cause the vaccination rate to be slightly underrepresented as people experiencing homelessness may have been vaccinated through these programs.

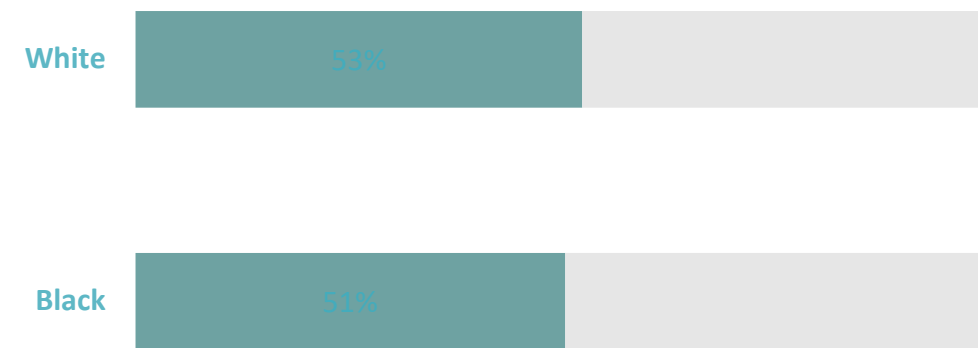
Percent Vaccinated with at Least One Dose by Race

Population totals are broken out by race in this chart and races with population denominators that do not meet small cell suppression thresholds grouped together. The state comparison for non-suppressed races is also shown.

HMIS Population



State Population



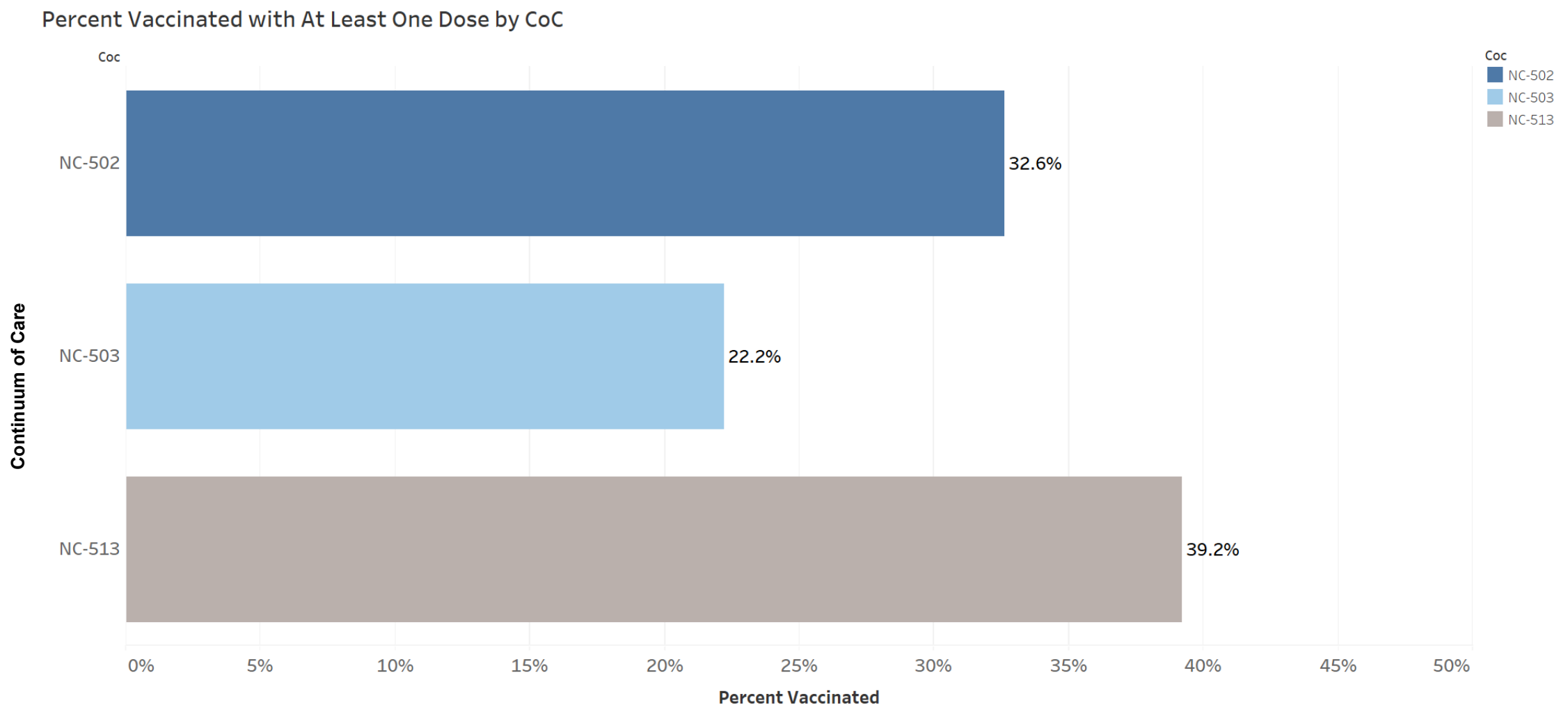
■ Vaccinated With At Least One Dose
■ Not Vaccinated

Important Note: The suppressed category includes people with race specified as 'Other' or 'None' in the HMIS dataset, making matching to vaccination data more difficult. This causes an artificial deflation of the vaccination rate.

Note: Data includes NC provider and federal pharmacy administrations. It does not include administrations from federal entities such as the Veterans Administration and the Federal Bureau of Prisons which may cause the vaccination rate to be slightly underrepresented as people experiencing homelessness may have been vaccinated through these programs.

Percent Vaccinated with at Least One Dose by Continuum of Care

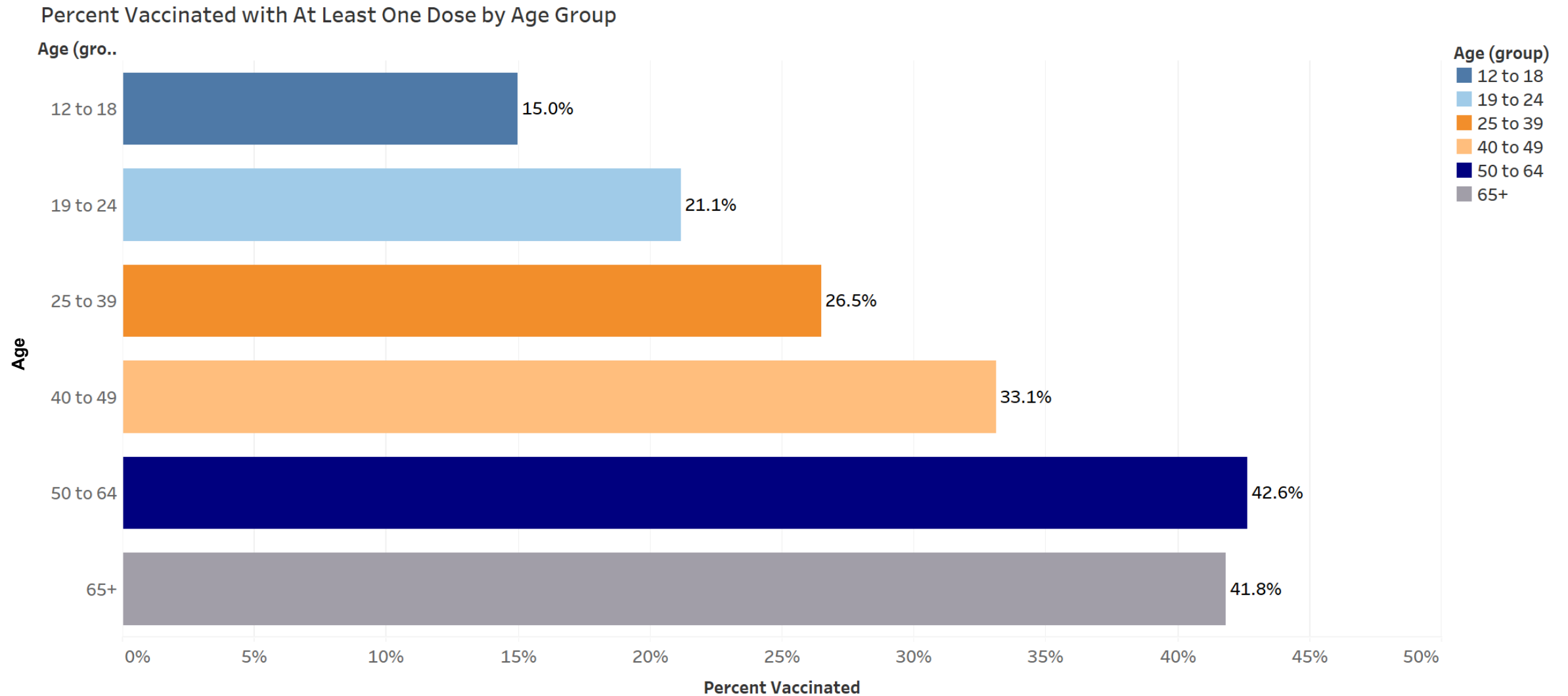
Note: CoCs with population denominators that don't meet the small cell suppression threshold are hidden. NC-506 and NC511 were hidden.



Note: Data includes NC provider and federal pharmacy administrations. It does not include administrations from federal entities such as the Veterans Administration and the Federal Bureau of Prisons which may cause the vaccination rate to be slightly underrepresented as people experiencing homelessness may have been vaccinated through these programs.

Percent Vaccinated with at Least One Dose by Age Groups

Note: age groups were selected such that small cell suppression requirements were met for all groups.

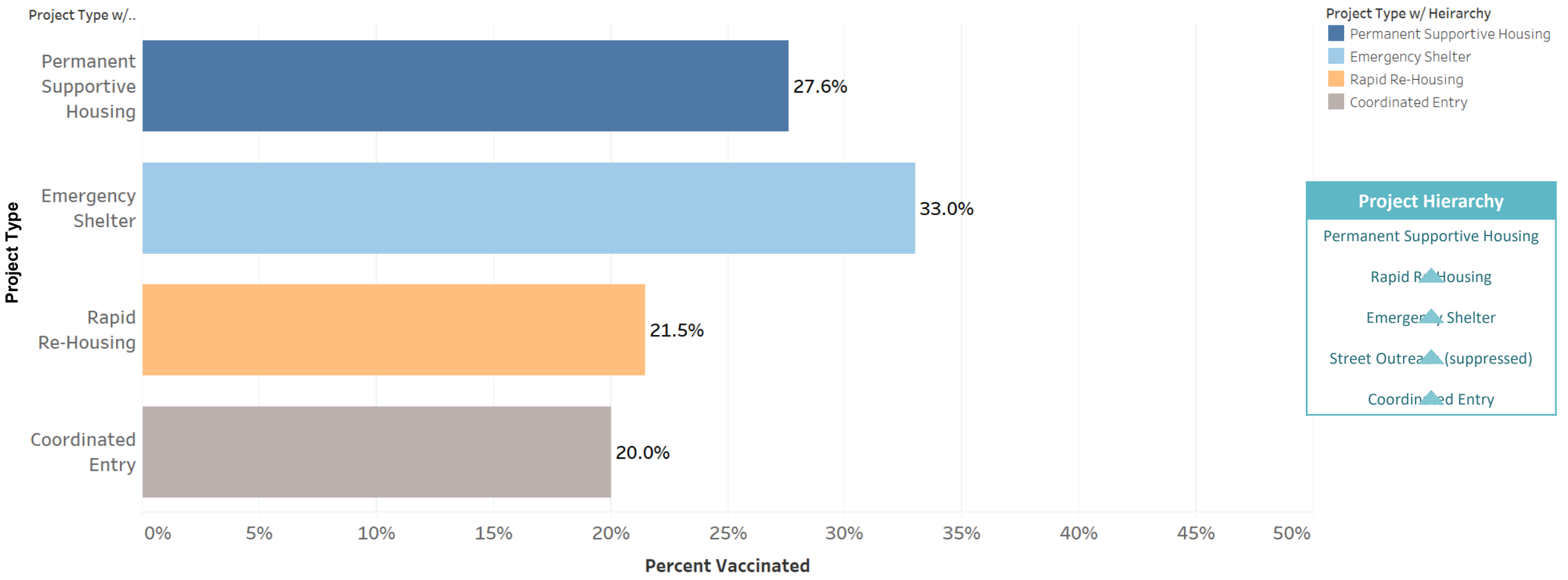


Note: Data includes NC provider and federal pharmacy administrations. It does not include administrations from federal entities such as the Veterans Administration and the Federal Bureau of Prisons which may cause the vaccination rate to be slightly underrepresented as people experiencing homelessness may have been vaccinated through these programs.

Percent Vaccinated with at Least One Dose by Project

Population totals are broken out by project type with the established hierarchy in this chart. Projects with population denominators that don't meet the small cell suppression threshold are hidden. The hierarchy was applied as members may have been engaged by different projects at different times.

Percent Vaccinated with At Least One Dose by Race

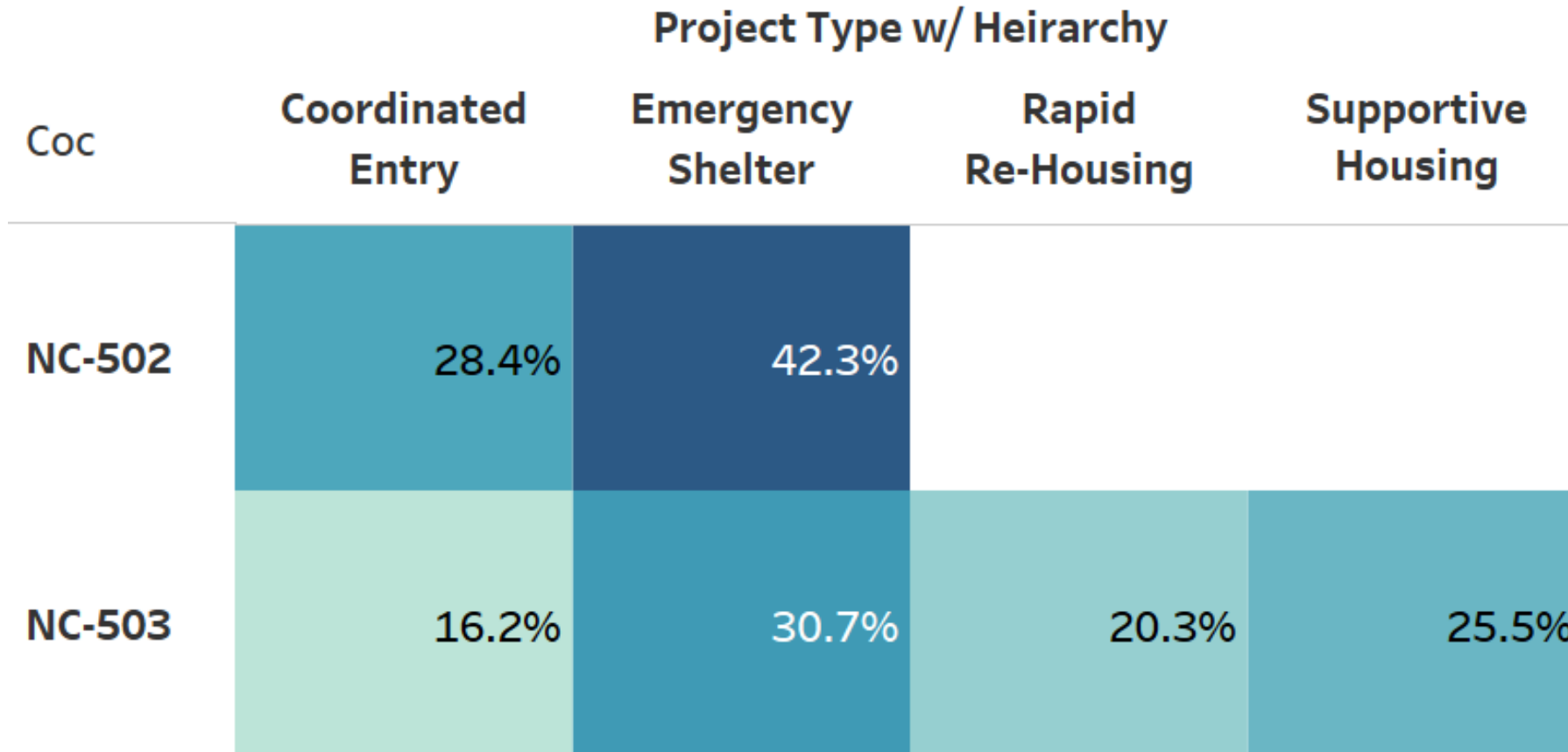


Note: Data includes NC provider and federal pharmacy administrations. It does not include administrations from federal entities such as the Veterans Administration and the Federal Bureau of Prisons which may cause the vaccination rate to be slightly underrepresented as people experiencing homelessness may have been vaccinated through these programs.

Percent Vaccinated with at Least One Dose by Project, CoC

Population totals are broken out by CoC and project type with the established hierarchy in this chart. Populations that don't meet the small cell suppression threshold are hidden. The hierarchy was applied as members may have been engaged by different projects at different times.

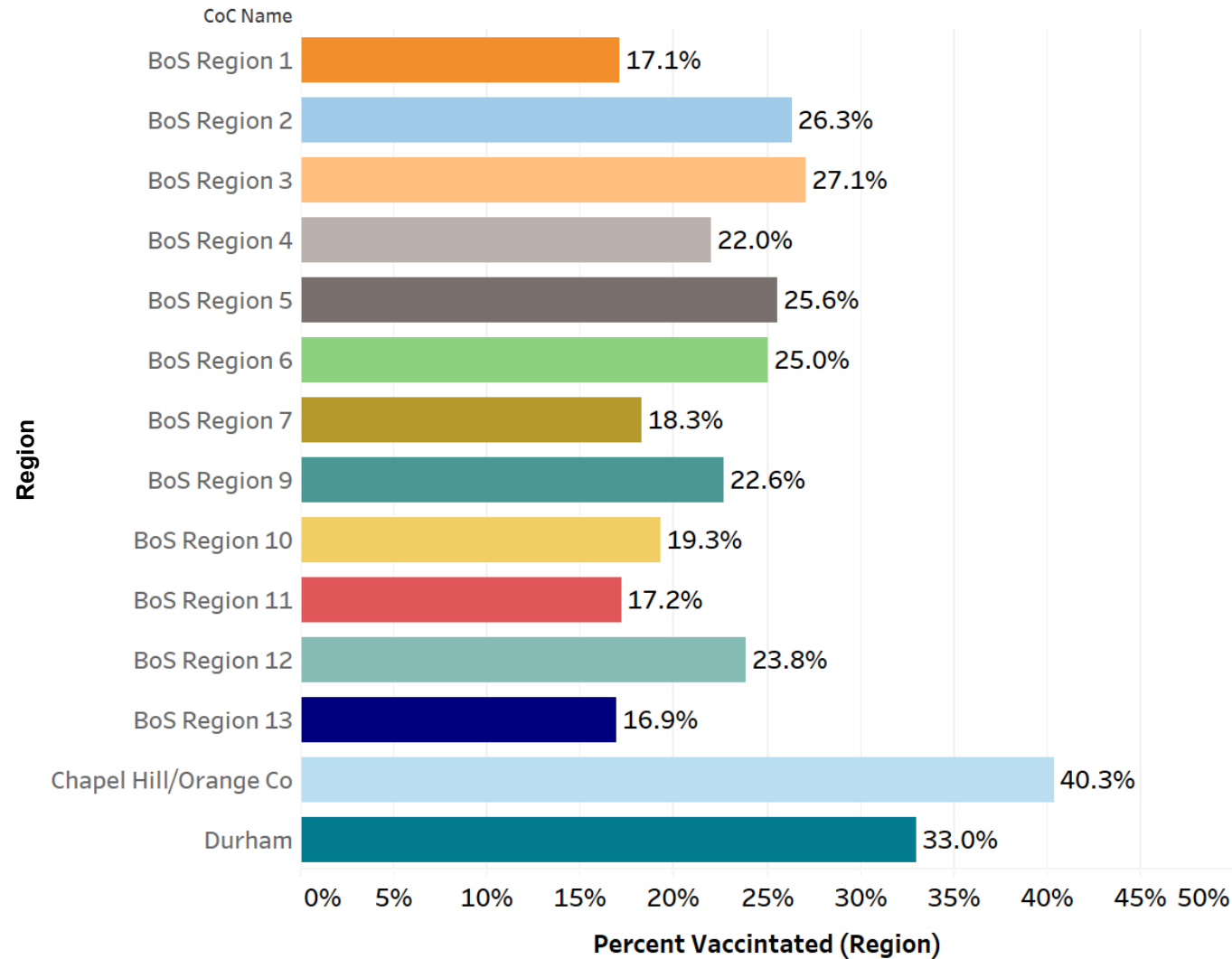
% One Dose by Project, CoC



Note: Data includes NC provider and federal pharmacy administrations. It does not include administrations from federal entities such as the Veterans Administration and the Federal Bureau of Prisons which may cause the vaccination rate to be slightly underrepresented as people experiencing homelessness may have been vaccinated through these programs.

Percent Vaccinated with at Least One Dose by Region

Population totals are broken out by region with the established hierarchy in this chart. Regions with population denominators that don't meet the small cell suppression threshold are hidden. For people with multiple regions assigned, the region associated with their most recent start date was chosen.



Note: Data includes NC provider and federal pharmacy administrations. It does not include administrations from federal entities such as the Veterans Administration and the Federal Bureau of Prisons which may cause the vaccination rate to be slightly underrepresented as people experiencing homelessness may have been vaccinated through these programs.

	November	December	January	February
Region 1	16.1%	17.1%	18.1%	18.3%
Region 2	23.1%	26.3%	28.3%	27.7%
Region 3	25.6%	27.1%	29.0%	28.3%
Region 4	19.7%	22.0%	24.2%	24.9%
Region 5	23.4%	25.6%	26.8%	27.2%
Region 6	22.7%	25.0%	27.0%	26.8%
Region 7	15.2%	18.3%	19.9%	20.5%
Region 8	Suppressed	Suppressed	Suppressed	Suppressed
Region 9	20.6%	22.6%	24.4%	25.4%
Region 10	16.5%	19.3%	20.7%	21.7%
Region 11	15.3%	17.2%	18.7%	19.4%
Region 12	21.2%	23.8%	25.3%	26.2%
Region 13	15.5%	16.9%	19.3%	20.0%
Total	19.5%	20.5%	21.6%	22.2%



NCCEH staff will reach out to Regional Leads and Alternates.

- NCCEH staff will reach out to Regional Leads and Alternates to discuss the region's ongoing vaccination plan and assist with current challenges and brainstorm ways to increase the percentage of people vaccinated for COVID-19.
 - Please come prepared to share your vaccination plan with NCCEH staff.



Racial Equity Subcommittee Update

2022 Membership and Strategic Planning

- The Racial Equity Subcommittee welcomed new members in January 2022.
- The subcommittee has undertaken a strategic planning process to prioritize areas of action for the year.
- The Racial Equity Subcommittee set goals in the following areas:
 - Education
 - Governance
 - Improving the CoC
 - Legislative Advocacy
 - Understanding the CoC



2022 Racial Equity Dialogue Series

- Three events held throughout 2022.
 - 1st event is April 12, 2022.
 - Topic will be how racism and homelessness create barriers to homeownership
 - Link to register: <https://www.ncceh.org/events/1545/>
- 2022 Dialogue Work Group members: Deniece Cole, Tandra Chamberlain, Teresa Robinson, Cherie Lindsay-Chapman, and Pamela Brown-Thomas



Equity Initiative Core Team

- NC BoS CoC has begun participation in a national cohort of CoC's attempting to improve equity in their Coordinated Entry systems
 - This workgroup of the Racial Equity Subcommittee is also supported by NCCEH staff Allie Card, Andrea Carey, and Ashley VonHatten.



We are seeking diverse candidates with lived experience with homelessness to participate in a group that will create new policies to ensure our CoC's housing opportunities are fair to all!



NCCEH



FY21 System Performance Measures

System Performance Measures

Why?

- Our clients depend on the system to coordinate limited resources.
- Further our efforts to make homelessness rare, brief, and non-recurring
- HUD's CoC competition scoring




System Performance Measures



1

Length of Time Homeless



2

Return to Homelessness



3

Number of Homeless



4

Increase in Income



5

First Time Homeless



7

Exits and Retention of PH



Length of Time Homeless



1

Length of Time Homeless

	Average	Median
Length of Stay in ES	59 days	35 days
Length of Stay in ES & TH	76 days	39 days
Length of Time Homeless (approx., ES, TH, PH prior to Move-In)	317 days	137 days
Length of Time Homeless (approx., ES, PH prior to Move-in)	318 days	152 days



NCCEH

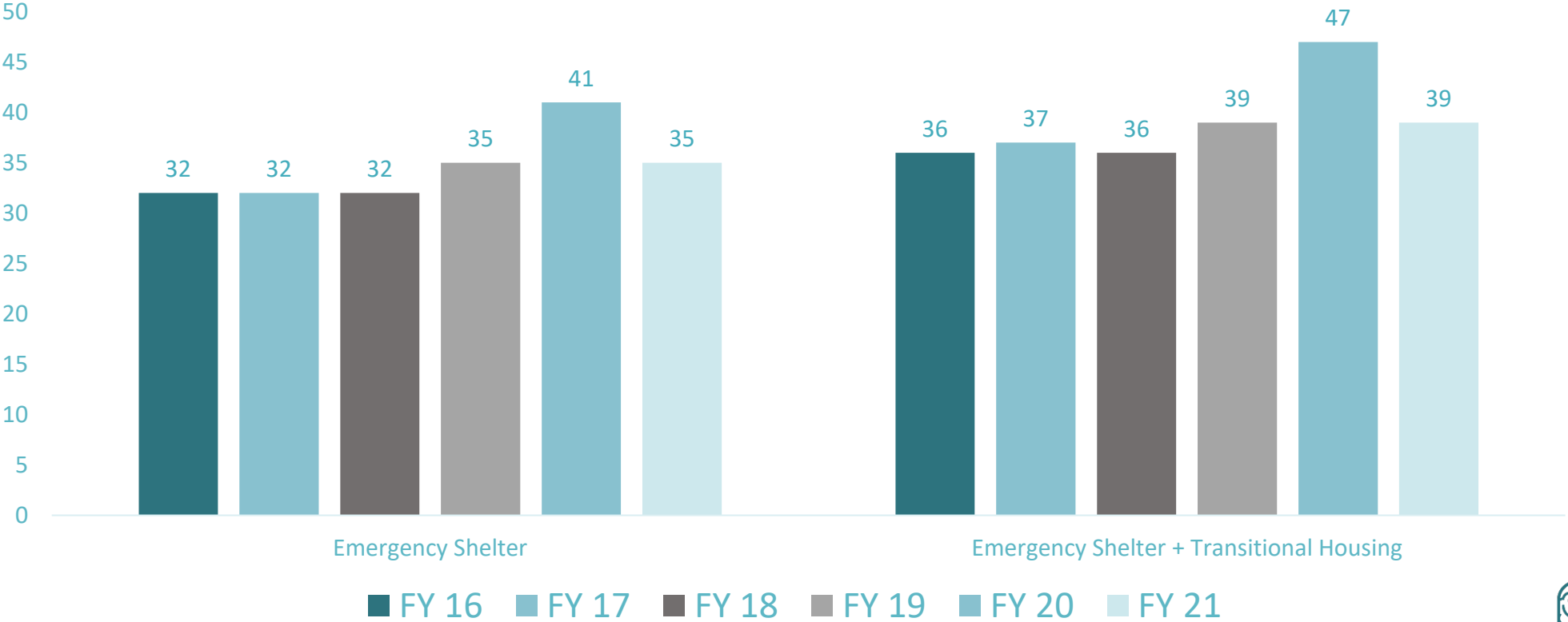
Length of Time Homeless in Emergency Shelter & Transitional Housing



1

Length of Time Homeless

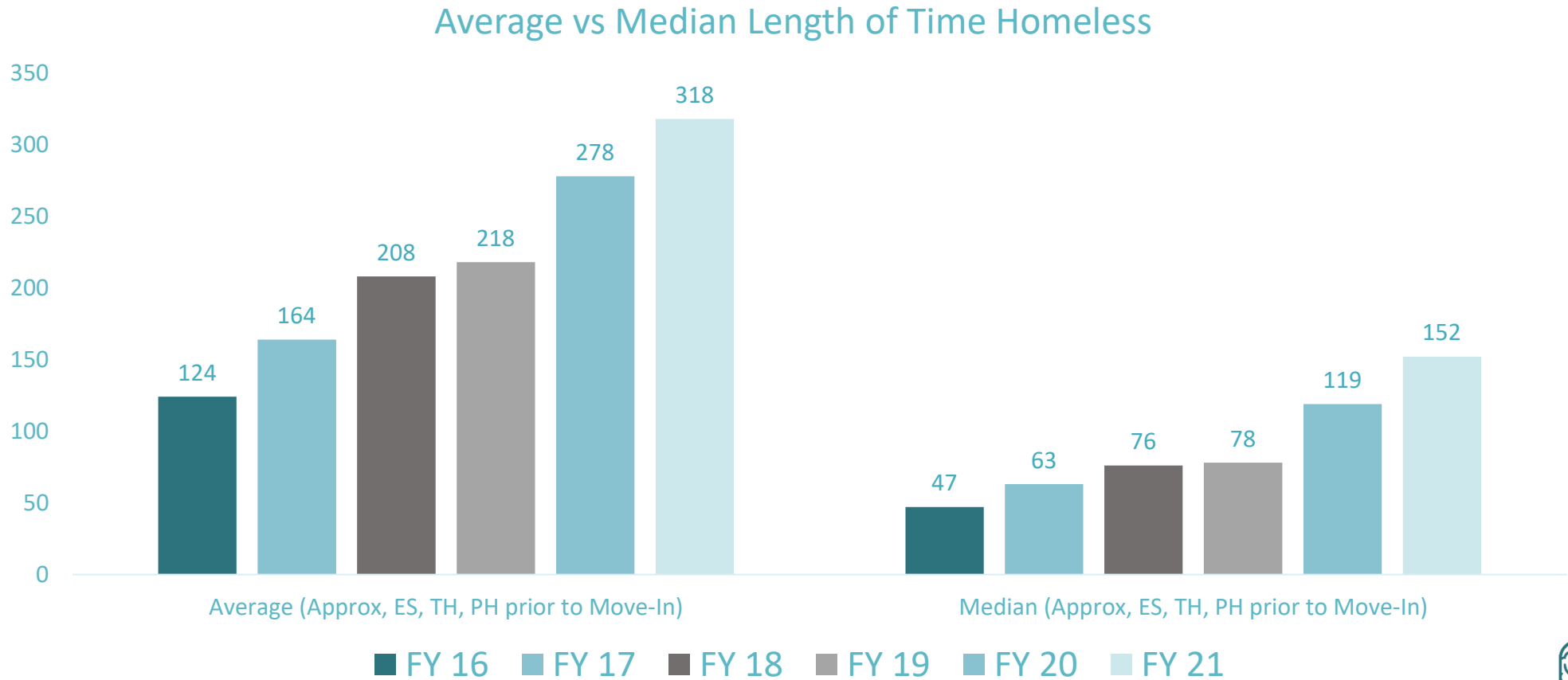
Median Length of Time Homeless in ES & TH




Length of Time Homeless in Emergency Shelter & Transitional Housing



1
Length of Time Homeless



Returns to Homelessness



2

Return to Homelessness

	Total Persons with Exits to Permanent Destinations	Total Returns within 24 months	Percent of Returns within 24 months
Exit from SO	9	1	11%
Exit from ES	1830	416	23%
Exit from TH	142	6	4%
Exit from PH	1137	77	7%
Total	3118	500	16%



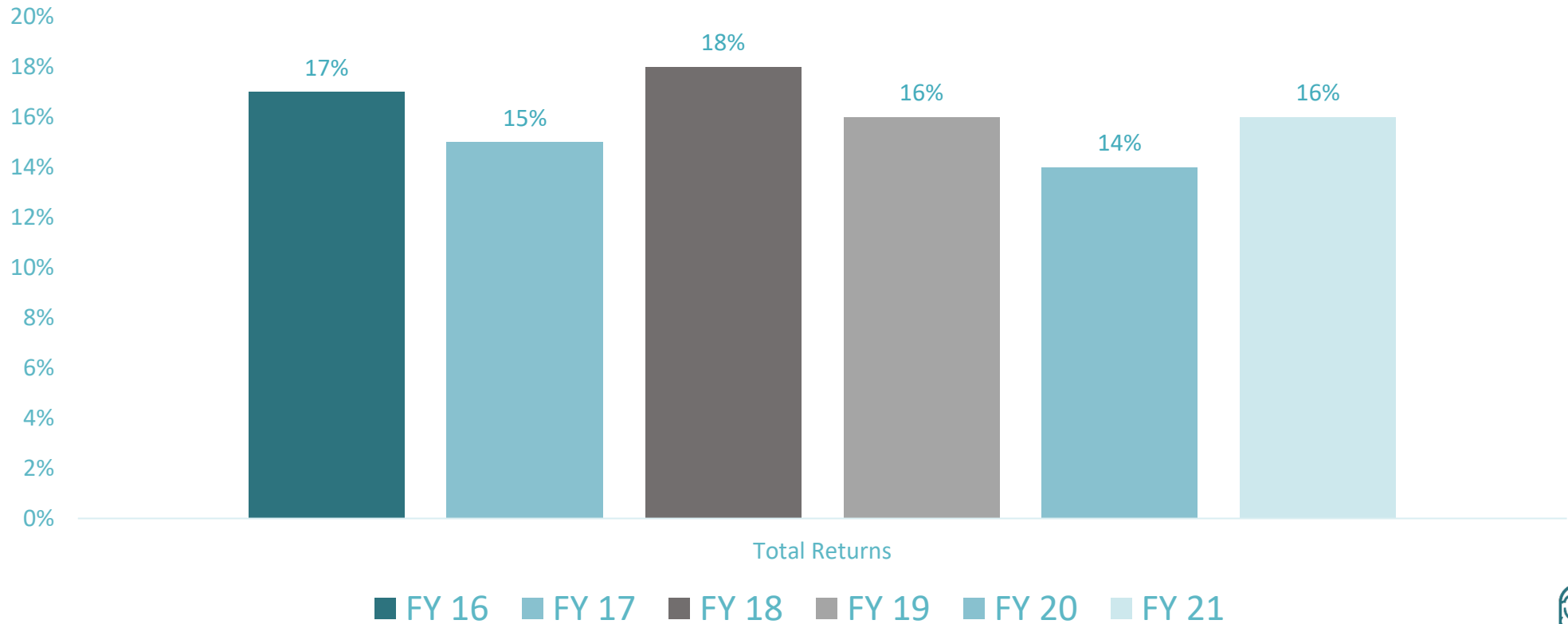
NCCEH

Returns to Homelessness



2
Return to Homelessness

Percent of Returns (after exit to permanent destination)



Number of People Experiencing Homelessness



3

Number of Homeless

	2021 PIT Count	FY 2021
ES	1233	4771
TH	287	276
Total	1520	4991

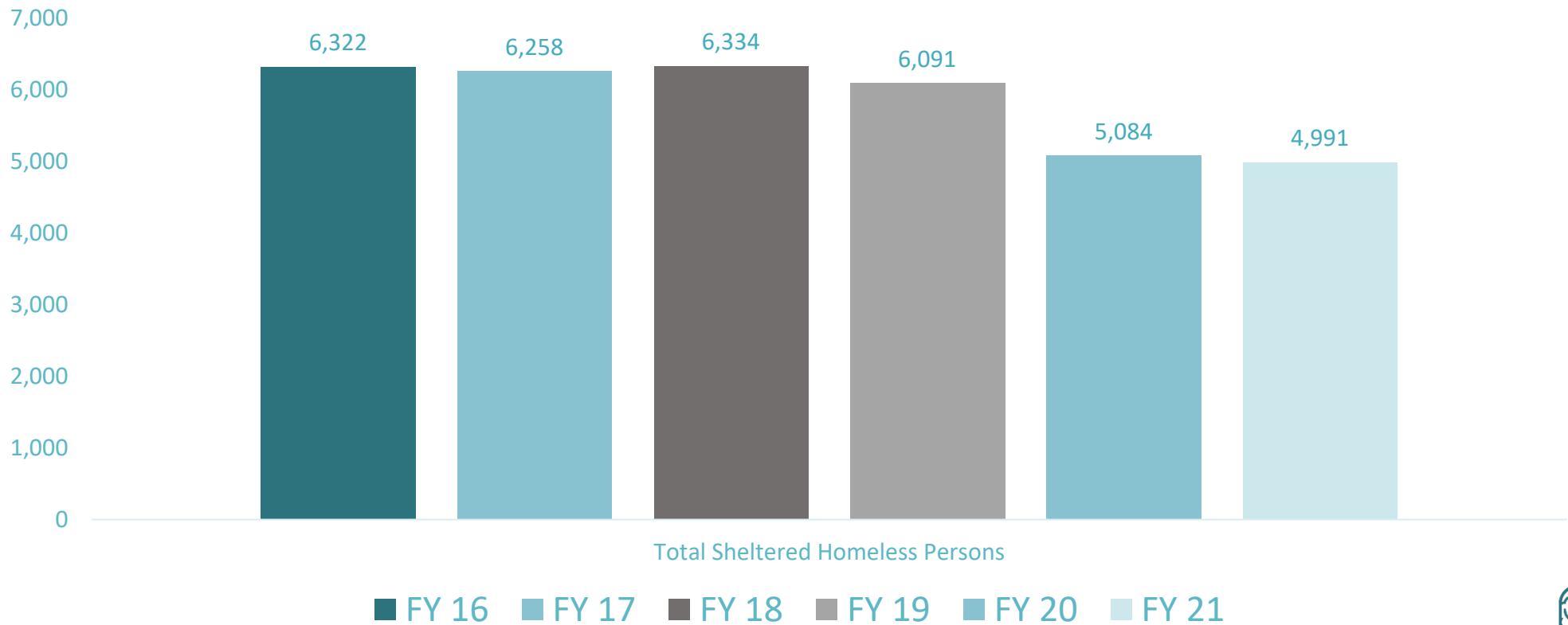


Number of People Experiencing Homelessness



3
Number of Homeless

Annual Counts of Sheltered Homeless Persons in HMIS



Increases in Income (CoC-funded programs)



4

Increase in
Income

	Percent of adults with Increased Employment Income	Percent of adults with Increased Non-Employment Income
Adult Stayers	4%	24%
Adult Leavers	10%	25%

33% of Adults
increased
total income!



NCCEH

First Time Homeless



5

First Time Homeless

	FY 21	Change from last year
Persons without entries in ES, TH in last 24 months	3530	+ 205
Persons without entries in ES, TH, and PH in last 24 months	5498	+ 1082



First Time Homeless



7

Exits and
Retention of PH

	Total Exits	Percent
Positive Destinations from SO	53	72%
Permanent Destinations from ES, TH, RRH	1879	40%
Permanent Destinations or Retention from PSH	1257	99%



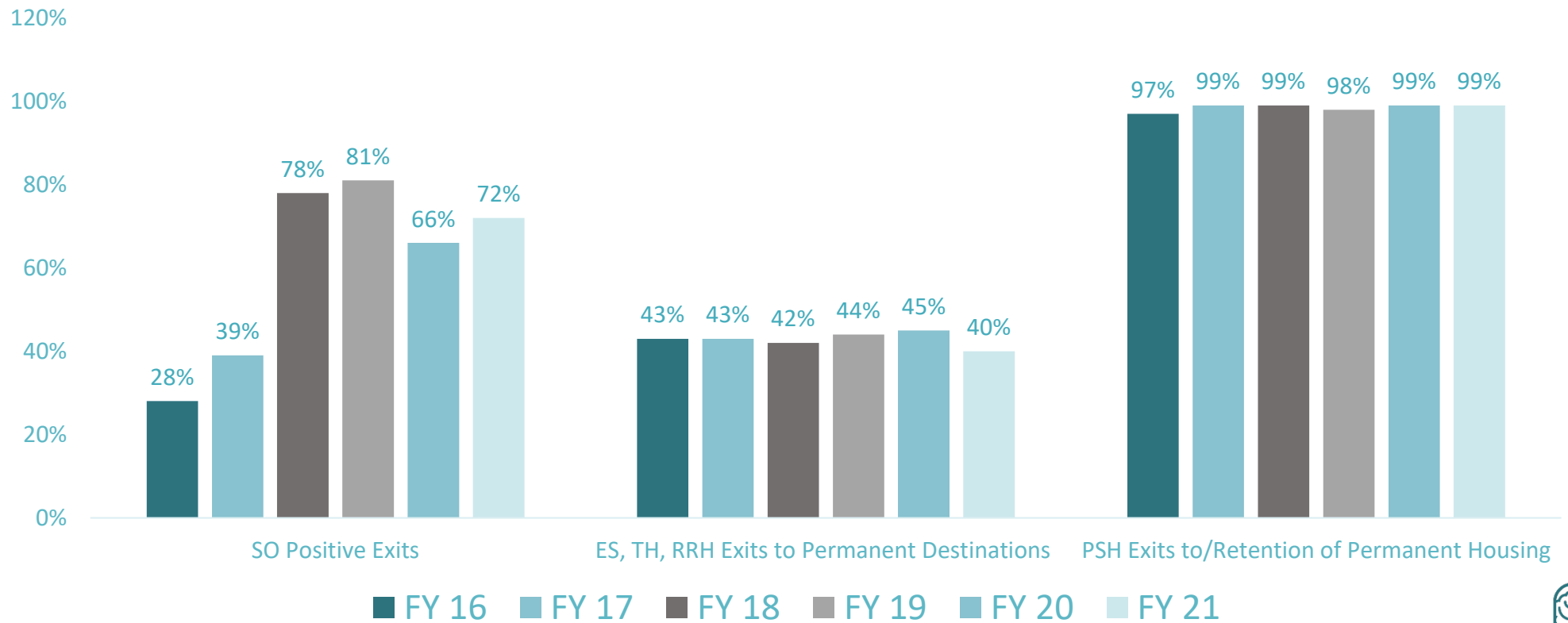
Exits to/Retention of Permanent Housing



7

Exits and Retention of PH

Exits to and Retention of Permanent Housing



NCCEH

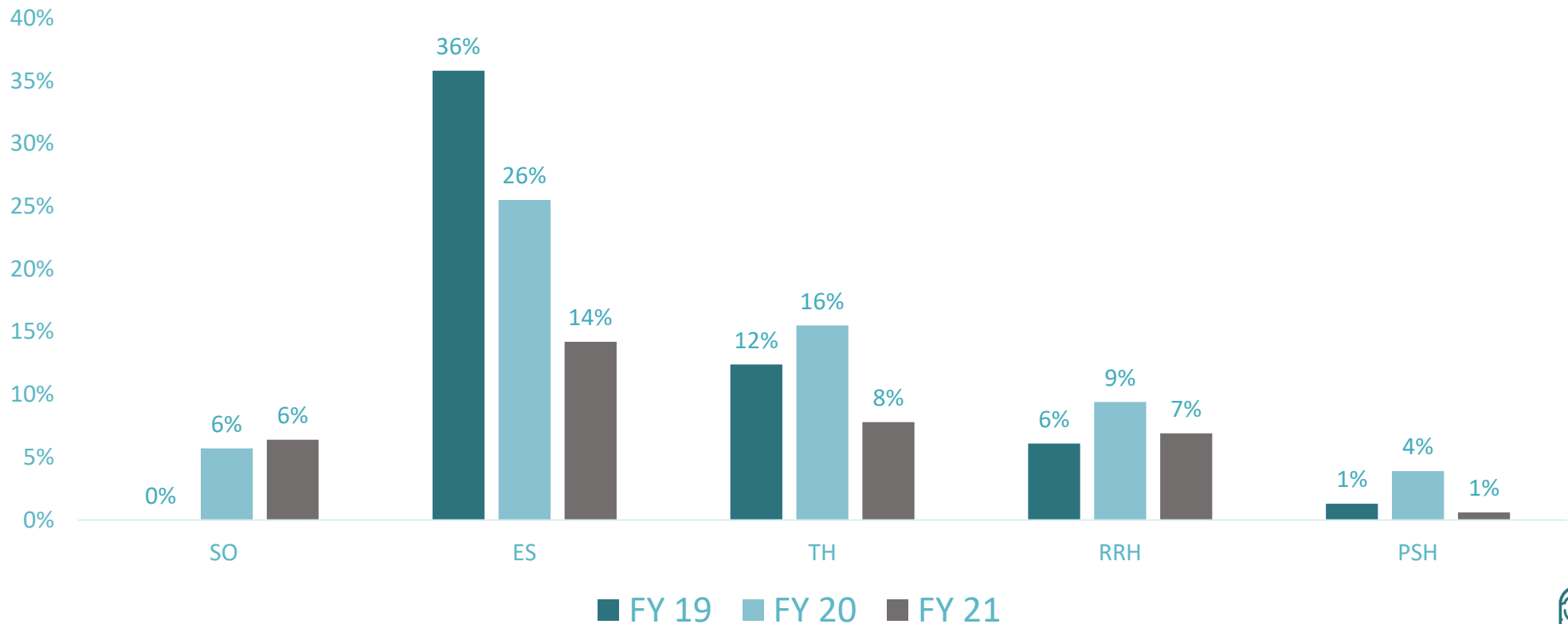
Exits to/Retention of Permanent Housing



7

Exits and
Retention of PH

Exit Destination Error Rates by Project Type



NCCEH



Coordinated Entry Evaluation

CE Evaluation

- In accordance with HUD Coordinated Entry Notice: Section II.B.15, NC BoS CoC began the process of evaluating our Coordinated Entry System (CES) on April 1, 2022.
- HUD requires CoCs to solicit feedback at least annually from participating projects and from households that participated in coordinated entry during that time period.
- Surveys must address the quality and effectiveness of the entire coordinated entry experience for both participating projects and households.
- The participants selected by the CoC to participate in the evaluation must include individuals and families currently engaged in the coordinated entry process or who have been referred to housing through the coordinated entry process in the last year.



2021 CE Evaluation

The CE evaluation provides a snapshot of how CE is working in the CoC. The 2021 evaluation showed the CoC implemented the basic aspects of coordinated entry throughout its geographic area:

- Access points attempt to help people find shelter and emergency services, including domestic violence shelter and services
- People experiencing homelessness are assessed for permanent housing using the same screening tool
- Permanent housing programs take most of their referrals from the CE system



2022 CE Evaluation

The CoC identified three areas of the evaluation process that need improvement: **response rates, survey content, and response biases.**

Response rates

- The CoC should try to improve response rates to all the surveys, focusing on getting enough responses in every region survey so it can draw more granular conclusions. Due to the pandemic and limited staff capacity, the CoC expected lower participation rates in 2021.
- 2022 Improvements
 - Made all surveys available online
 - CE leadership will discuss the surveys during case conferencing
 - NCCEH will email BoS HUD-funded agencies
 - NCCEH will email/discuss at HMIS Users meeting



2022 CE Evaluation

Survey content

- The provider surveys should allow for a wider range of responses. Most questions on the survey were written for agencies that provide permanent housing, but many agencies participate in CE and only provide services. The survey should include questions that pertain more directly to agencies that do not provide permanent housing.
- 2022 Improvements:
 - Include CE access points

2022 CE Evaluation

Response Bias

- Client surveys seemed more positive than expected and very few grievances were filed. Although it is probably true that most clients who receive services in the CoC are happy with those services, clients may have also felt pressure to answer positively for fear of losing services. Surveys should have been confidential and anonymous, but the CoC should ensure all clients understand that their surveys will not be seen by their service provider and will not affect their housing or services in any way.
- 2022 Improvements:
 - Agencies and CE leadership can email surveys to NCCEH
 - Collection boxes



2022 CE Evaluation

- Rapid Rehousing: All clients housed by a rapid rehousing program in the CoC **must receive this survey within 30 days (before or after) they are housed.**
- Permanent Supportive Housing (PSH): PSH clients who have entered a PSH program in the last year will be offered the opportunity to complete the coordinated entry evaluation survey that asks about their experience of the coordinated entry system.
 - **PSH survey timeframe is April 1, 2022, through May 31, 2022.**
- Shelters and/or Street Outreach: All people completing the VI-SPDAT will be offered the opportunity to complete the coordinated entry evaluation survey that asks about their experience of the coordinated entry system.
 - **Shelter and/or Street Outreach timeframe is May 17, 2022, through May 31, 2022.**

2022 CE Evaluation

- CE Evaluation materials are located on the NCCEH webpage, [BoS Coordinated Entry](#)
- The webpage includes directions and surveys for the following programs:
 - Shelters and Street Outreach programs
 - Unsheltered
 - Emergency Shelters
 - Rapid Rehousing and Permanent Supportive Housing programs
 - Consumer Survey
- All agencies that participate in CE should complete the Service Provider Agency survey!

2022 CE Evaluation

- Survey collection
 - Agencies will give client option of completing the survey (paper form or electronic).
 - Client completes paper survey (anonymously), seals in envelope, places in collection box and/or client completes electronic survey.
 - CE Lead and/or identified person collects paper surveys and scans to bos@ncceh.org.
- Data processing
 - Analyze results
 - Report to NC ESG Office
 - Propose changes to CE system



Upcoming meetings & reminders

(Log-in information can be found on agenda)

- **NC Serves Center Homeless Liaison Webinar**, Thursday, April 21, 2022, 10:30 A.M. – 12:00 P.M.
 - Register at www.ncceh.org/events/1547/
- **Racial Equity Subcommittee Meeting**, Wednesday, April 20, 2022, 11:30 A.M. – 12:30 P.M.
- **Racial Equity Dialogue Series**, Tuesday, April 12, 2022, 11:30 A.M. – 1:00 P.M.
- **NC Local Leadership Response Sharing Call**, Wednesday, April 20, 2022, 1:00 - 2:00 P.M.
- **NC BoS CoC HMIS User Meeting**, April 21, 2022, 1:00 - 2:30 P.M
- **Coordinated Entry Council Meeting**, Monday, April 18, 2022, 10:00 – 11:30 A.M
- **Funding and Performance Subcommittee Meeting** , Thursday, April 28 , 2022, 11:00 A.M-12:00 P.M



Next Meeting

Next meeting: Tuesday, May 3 at 10:30 AM

Reach out to us:

(919) 755-4393

bos@ncceh.org



NCCEH