



North Carolina Balance of State Continuum of Care

bos@ncceh.org

919.755.4393

www.ncceh.org/BoS

NC Balance of State CoC Funding and Performance Subcommittee Meeting Minutes 05.27.2021

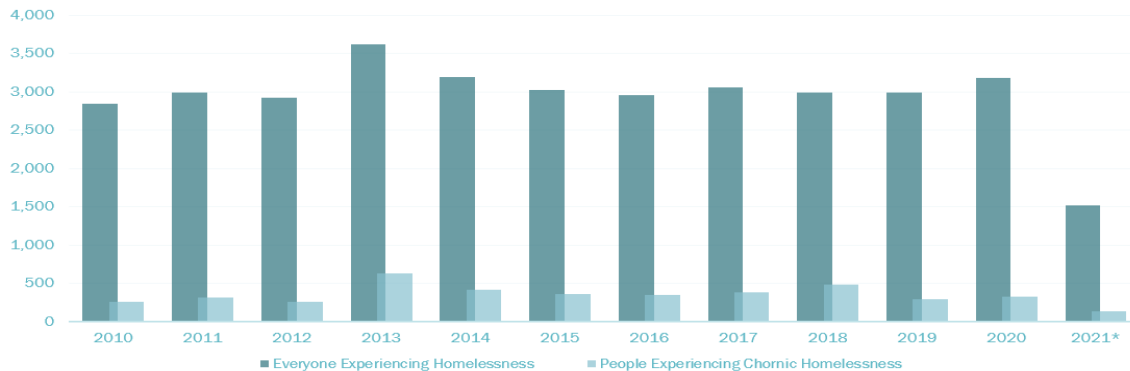
Members Present: Melissa McKeown, Amy Modlin, Jane Earnest, Sarah Lancaster, Talaika Williams

NCCEH Staff Present: Brian Alexander, Andrea Carey, Jeremy Ratcliff

Minutes:

- Brian welcomed members. Members introduced themselves to new staff member, Jeremy Ratcliff.
- Andrea provided an overview of the meeting agenda.
- Andrea gave an update on the NC BoS CoC dashboard project.
 - Staff hope to have a draft dashboard to show at the June meeting but are confident that we will have something for sure by July.
- Andrea gave an overview of the 2021 Point-In-Time and Housing Inventory Count.
 - 2021 PIT/HIC data from January 27, 2021 was submitted to HUD by the May 14, 2021 deadline. Data did not include unsheltered count data due to safety issues because of the pandemic.
 - Limited data available by:
 - Household type
 - Subpopulations (Vets, Youth, CH)
 - Living Situation (ES, TH)
 - PIT (by region and county) posted at: ncceh.org/datacenter/pitdata
 - Andrea showed total PIT data trending since 2010 as a comparison of the number of people experiencing literal homelessness.

People Counted in PIT, 2010-2021

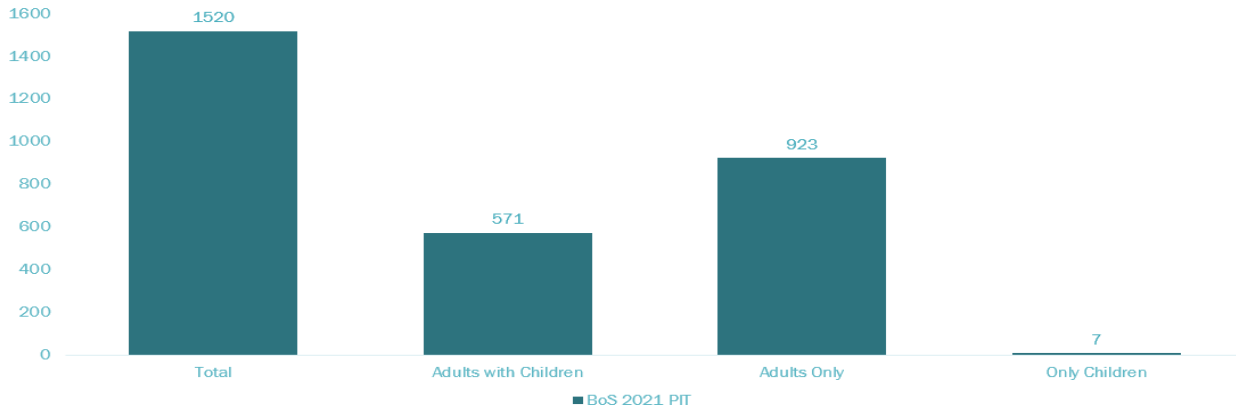


*Unsheltered data was not collected in 2021 due to the pandemic.



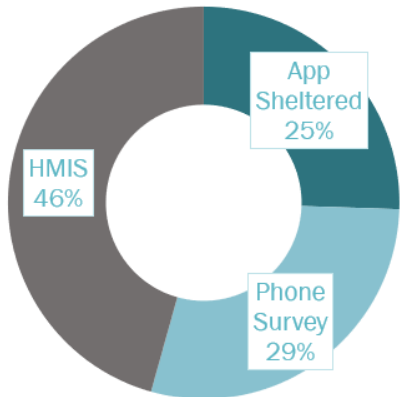
- Andrea showed the total PIT count broken down into household types.

2021 Point-in-Time Count



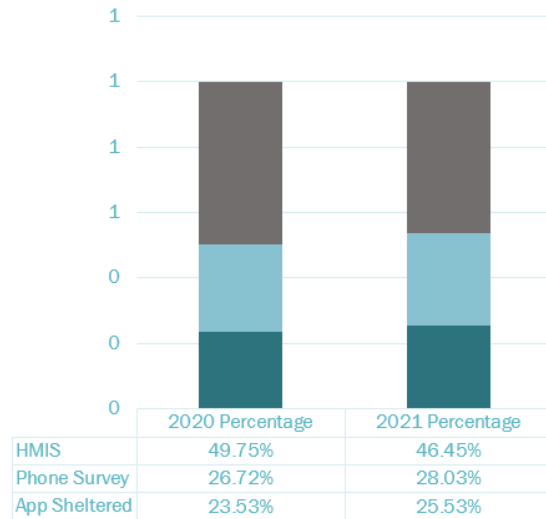
- Andrea showed the way the CoC collected 2021 PIT data in comparison to 2020 PIT data.

People Experiencing Sheltered Homelessness



■ App Sheltered ■ Phone Survey ■ HMIS

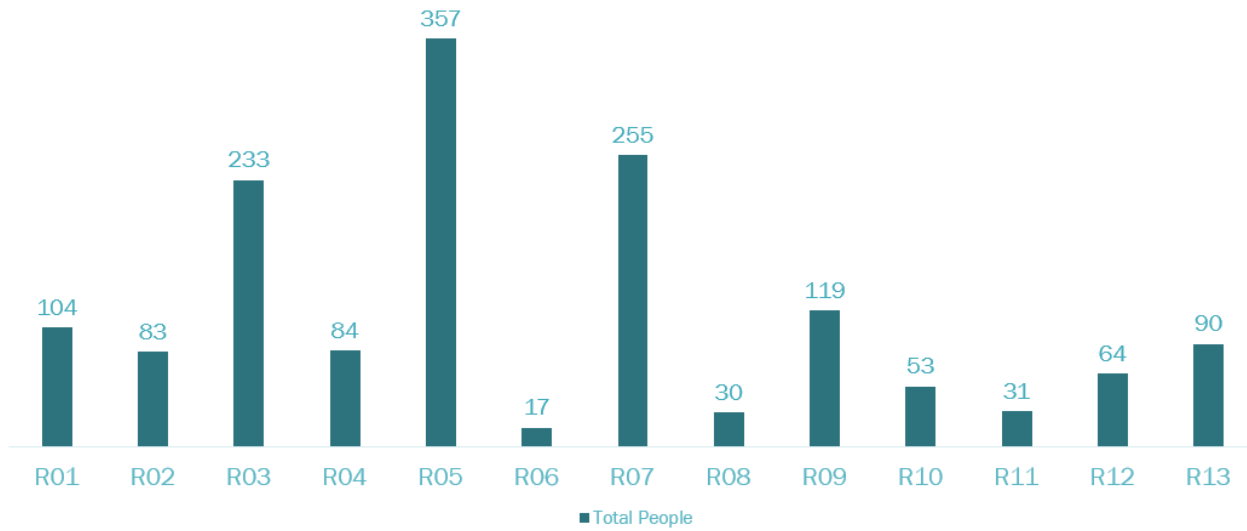
Methodology



■ App Sheltered ■ Phone Survey ■ HMIS

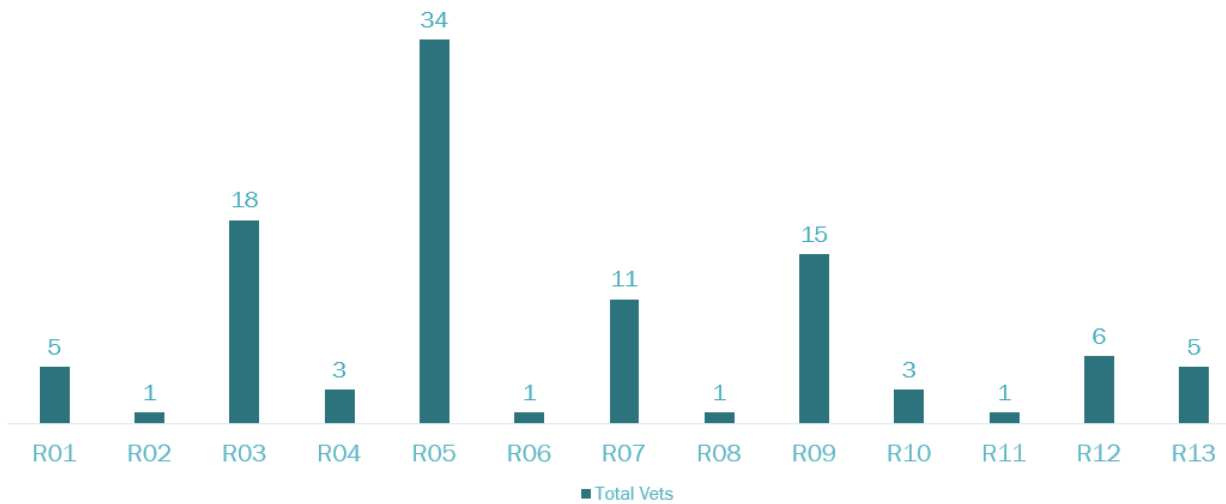
- Andrea showed the total PIT count by region.

Total People Counted by Region 2021



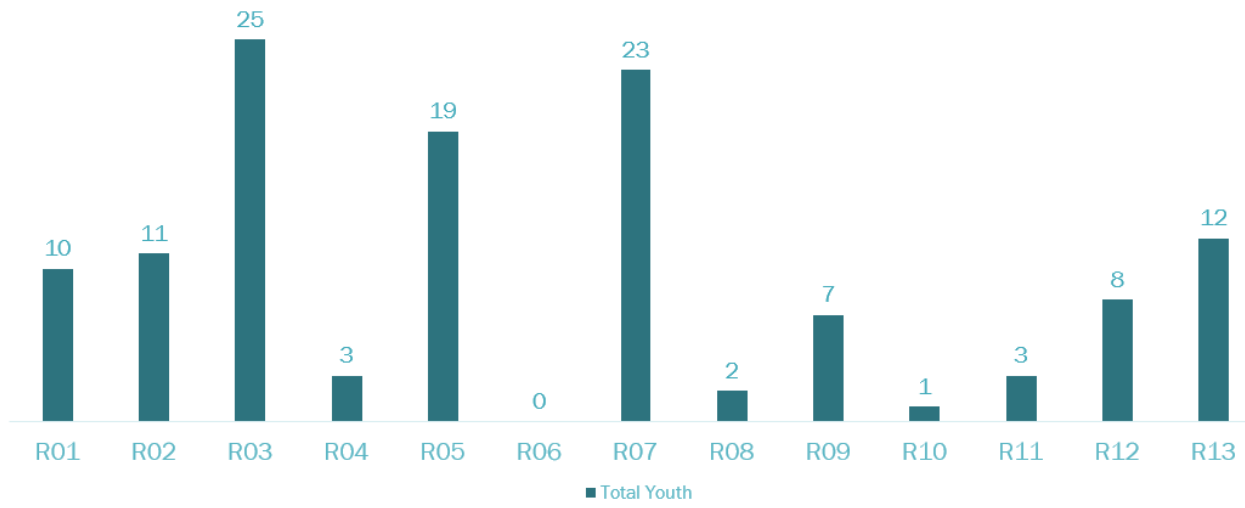
- Andrea showed the number of Vets experiencing homelessness per region.

Total Veterans Counted by Region 2021

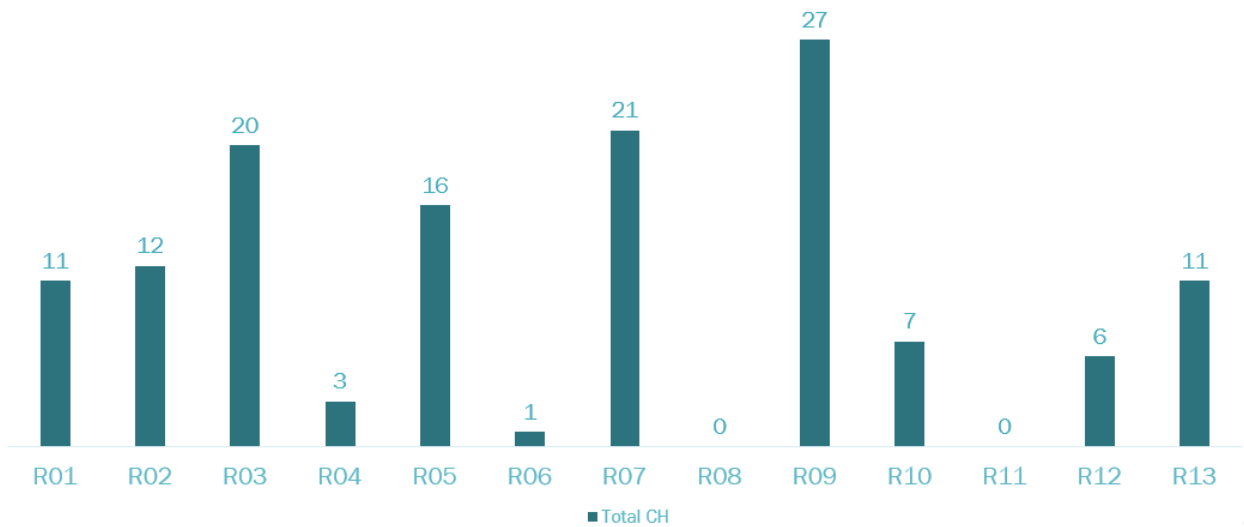


- Andrea showed the number of Youth experiencing homelessness per region.

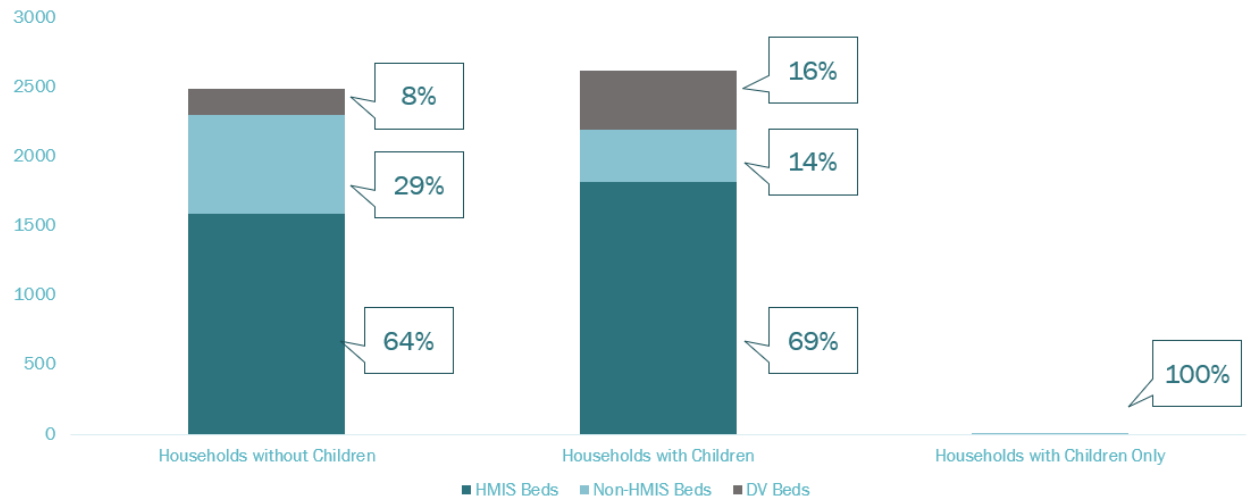
Total Youth Counted by Region 2021



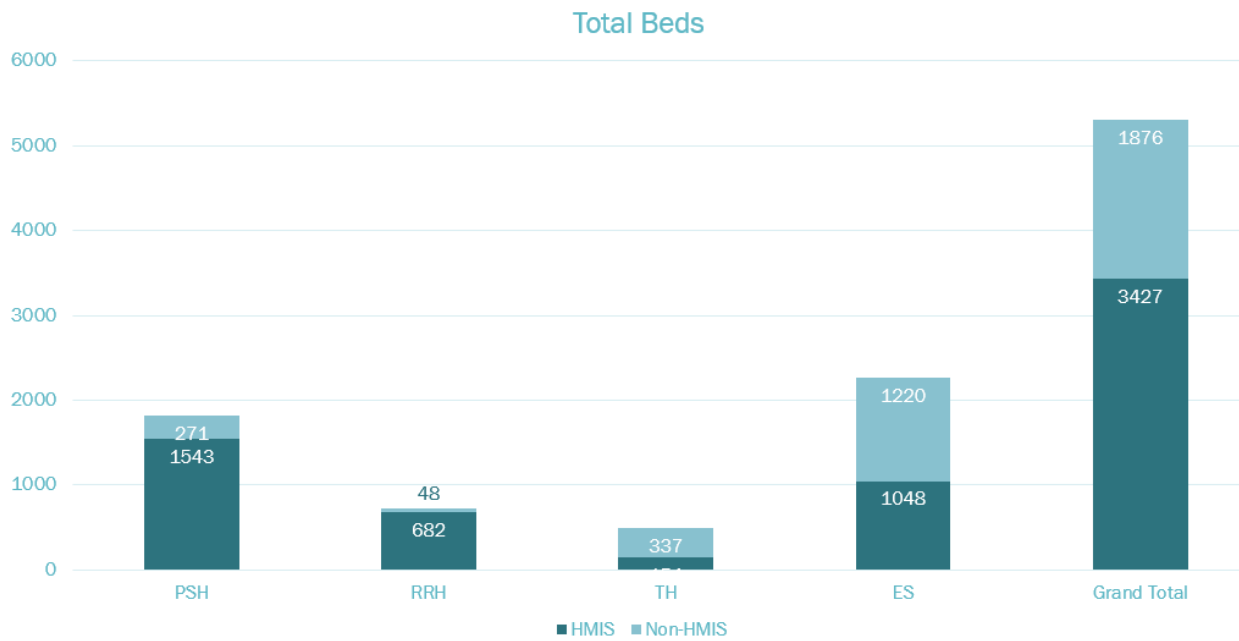
- Andrea showed the number of people experiencing chronic homelessness per region.
Total Experiencing Chronic Homelessness by Region 2021



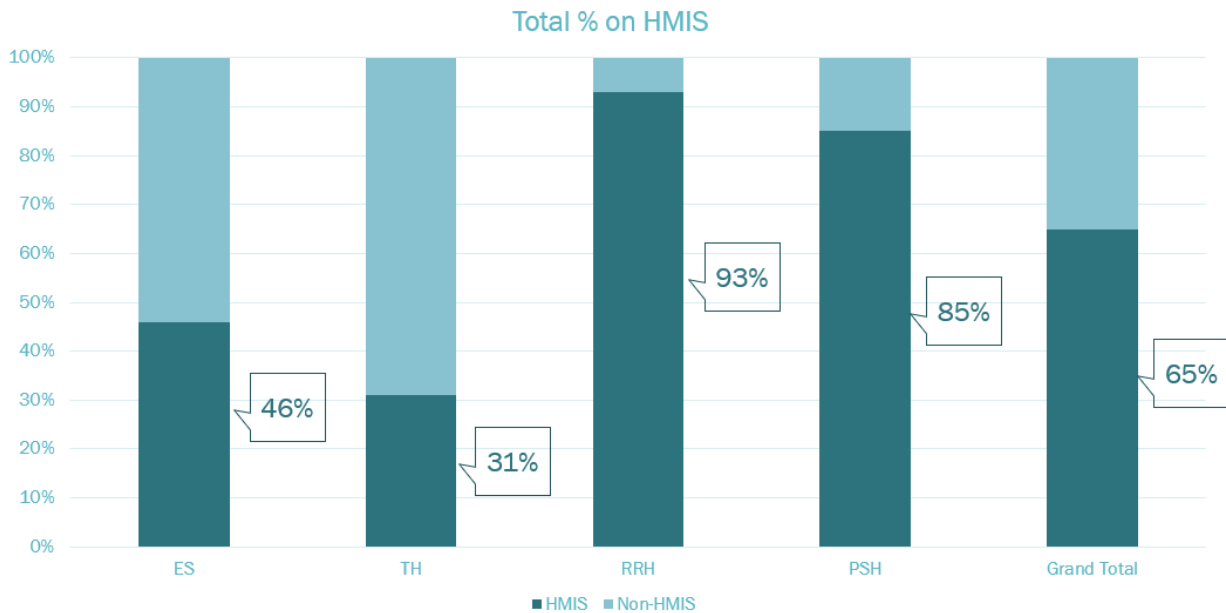
- Andrea showed total bed coverage in the CoC.



- Andrea showed the total beds per program type.



- Andrea showed bed coverage rates in HMIS per program type.



- Andrea and Brian asked members for questions and feedback.
 - Melissa asked about the use of shared language to explain the differences in this year's count because of the pandemic.
 - Andrea explained that CoC stakeholders should mention that the unsheltered count was not conducted in 2021 due to safety concerns due to the pandemic. Shelter numbers were depressed in comparison to the prior year's count because of two main factors: the eviction moratorium, which limited the number of people who might have entered the system; and safety concerns for people needing temporary housing who were afraid of entering a congregate shelter setting.
 - Staff mentioned that the CoC will need to keep in mind the limitations of this year's count as we use PIT data for the Racial Equity Assessment, CoC Funding Priorities, and the Annual Homeless Assessment Report.
 - Andrea updated members on the process for the 2022 unsheltered PIT count.
- Next month's meeting has been changed to June 29, 2021 at 10 AM.