

Project Exit Assessment – PATH SO, SSO

This form should be used by Street Outreach and Supportive Services Only projects with PATH funding for every client. (children pages 1-2; other adults pages 1-5; heads of household pages 1-7)

ANSWER FOR ALL HOUSEHOLD MEMBERS

DATE OF PROJECT EXIT								
		/			/			
Month		Day			Year			

CLIENT NAME

HMIS CLIENT ID - For HMIS Users only							

Reason For Leaving – Why is the client leaving this project? Required for NC-502 Durham; recommended for NC-503 Balance of State and NC-513 Orange			
<input type="checkbox"/> Successfully housed (by program)	<input type="checkbox"/> Moving out of service area	<input type="checkbox"/> No longer eligible	
<input type="checkbox"/> Successfully housed (self-resolved)	<input type="checkbox"/> No longer needs services	<input type="checkbox"/> Disagreement/ non-compliance	
<input type="checkbox"/> Successfully referred to another provider	<input type="checkbox"/> No longer wants services	<input type="checkbox"/> Safety concerns/risk	
<input type="checkbox"/> Service-program no longer available (weather dependent, ended)	<input type="checkbox"/> Mutually agreed program exit	<input type="checkbox"/> Unknown/ disappeared	
<input type="checkbox"/> Leaving for institution	<input type="checkbox"/> Reached maximum time allowed	<input type="checkbox"/> Death	

Destination - Where will the client stay/sleep immediately after leaving this project?		
Homeless	<input type="checkbox"/> Place not meant for habitation (e.g., a vehicle, an abandoned building, bus/train/subway station/airport or anywhere outside)	
	<input type="checkbox"/> Emergency shelter, including hotel or motel paid for <i>with</i> emergency shelter voucher, or RHY-funded Host Home shelter	
Institutional	<input type="checkbox"/> Foster care home or foster care group home	
	<input type="checkbox"/> Hospital or other residential non-psychiatric medical facility	
	<input type="checkbox"/> Jail, prison, or juvenile detention facility	
	<input type="checkbox"/> Long-term care facility or nursing home	
	<input type="checkbox"/> Psychiatric hospital or other psychiatric facility	
	<input type="checkbox"/> Substance abuse treatment facility or detox center	
Temporary	<input type="checkbox"/> Transitional housing for homeless persons (including homeless youth)	
	<input type="checkbox"/> Residential project or halfway house with no homeless criteria	
	<input type="checkbox"/> Hotel or motel paid for <i>without</i> emergency shelter voucher	
	<input type="checkbox"/> Host Home (non-crisis)	
	<input type="checkbox"/> Staying or living with family, temporary tenure (e.g., room, apartment, or house)	
	<input type="checkbox"/> Staying or living with friends, temporary tenure (e.g., room, apartment, or house)	
	<input type="checkbox"/> Moved from one HOPWA funded project to HOPWA TH	
Permanent	<input type="checkbox"/> Staying or living with family, permanent tenure	
	<input type="checkbox"/> Staying or living with friends, permanent tenure	
	<input type="checkbox"/> Moved from one HOPWA funded project to HOPWA PH	
	<input type="checkbox"/> Rental by client, no ongoing housing subsidy	
	<input type="checkbox"/> Rental by client, with other ongoing housing subsidy (Please Specify)	
	<input type="checkbox"/> GPD TIP housing subsidy	<input type="checkbox"/> Housing Stability Voucher
	<input type="checkbox"/> VASH housing subsidy	<input type="checkbox"/> Family Unification Program Voucher (FUP)
<input type="checkbox"/> RRH or equivalent subsidy	<input type="checkbox"/> Foster Youth to Independence Initiative (FYI)	

	<input type="checkbox"/> Housing Choice Voucher (HCV)	<input type="checkbox"/> Permanent Supportive Housing (PSH)
	<input type="checkbox"/> Public housing unit	<input type="checkbox"/> Other permanent housing dedicated for formerly homeless persons
	<input type="checkbox"/> Rental by client, with other ongoing housing subsidy	
	<input type="checkbox"/> Owned by client, no ongoing housing subsidy	
	<input type="checkbox"/> Owned by client, with ongoing housing subsidy	
Other	<input type="checkbox"/> No exit interview completed	
	<input type="checkbox"/> Other (specify):	
	<input type="checkbox"/> Deceased	
	<input type="checkbox"/> Don't know	
	<input type="checkbox"/> Prefer not to answer	
	<input type="checkbox"/> Data not collected	
Exit Notes – Reason or Destination details		

Disability Status - Do you have a disabling condition?				
<input type="checkbox"/> Yes	<input type="checkbox"/> No	<input type="checkbox"/> Don't know	<input type="checkbox"/> Prefer not to answer	<input type="checkbox"/> Data not collected

Answer 'Yes' or 'No' for each disability type (in white).
Only select YES if the disability type is expected to be long-continued and indefinite and substantially impairs your ability to live independently.
For Office HMIS Users Only: If the client identifies Yes for any disability type, mark *Disability Determination* and *Long-Continued or Indefinite Duration* questions as Yes. The disability type's Start Date will be the Project Start Date.

Disability Type	Yes	No
Physical	<input type="checkbox"/>	<input type="checkbox"/>
Chronic Health Condition	<input type="checkbox"/>	<input type="checkbox"/>
HIV/AIDS	<input type="checkbox"/>	<input type="checkbox"/>
Developmental	<input type="checkbox"/>	<input type="checkbox"/>
Alcohol Use Disorder	<input type="checkbox"/>	<input type="checkbox"/>
Substance Use Disorder	<input type="checkbox"/>	<input type="checkbox"/>
Mental Health Disorder	<input type="checkbox"/>	<input type="checkbox"/>

Health Insurance – Are you currently covered by health insurance?				
<input type="checkbox"/> Yes	<input type="checkbox"/> No	<input type="checkbox"/> Don't know	<input type="checkbox"/> Prefer not to answer	<input type="checkbox"/> Data not collected

Answer 'Yes' or 'No' for each health insurance source.
Answer 'Yes' for any source that is currently received.
Answer 'No' for sources that have been terminated, even if they were received in the past.
For Office HMIS Users Only: If the client identifies Yes for any insurance type, the health insurance type's Start Date will be the Project Start Date.

Health Insurance Type	Yes	No
Medicaid	<input type="checkbox"/>	<input type="checkbox"/>
Medicare	<input type="checkbox"/>	<input type="checkbox"/>

State Children's Health Insurance Program (or North Carolina Health Choice)	<input type="checkbox"/>	<input type="checkbox"/>
Veteran's Health Administration (VHA)	<input type="checkbox"/>	<input type="checkbox"/>
Employer-Provided Health Insurance	<input type="checkbox"/>	<input type="checkbox"/>
Health insurance obtained through COBRA	<input type="checkbox"/>	<input type="checkbox"/>
Private Pay Health Insurance	<input type="checkbox"/>	<input type="checkbox"/>
State Health Insurance for Adults	<input type="checkbox"/>	<input type="checkbox"/>
Indian Health Services Program	<input type="checkbox"/>	<input type="checkbox"/>
Other If Yes, specify source:	<input type="checkbox"/>	<input type="checkbox"/>

NC County Of Service In which NC county are you receiving this project's services?	
--	--

ANSWER THESE QUESTIONS FOR HEAD OF HOUSEHOLD AND OTHER ADULTS

Income and Sources - Do you currently have any income from any source?				
<input type="checkbox"/> Yes	<input type="checkbox"/> No	<input type="checkbox"/> Don't know	<input type="checkbox"/> Prefer not to answer	<input type="checkbox"/> Data not collected

To complete the table below, you must answer 'Yes' or 'No' for each monthly income source.
 Answer 'Yes' only if the income source is recurrent and received as of today (i.e. not terminated). Children's income (except earned income) can be included under the Head of Household's information.
 Answer 'No' for sources that have been terminated, even if they were received in the past.
If the response for any source is 'Yes', complete the amount in the shaded sections below.
 For Office HMIS Users Only: If the client identifies Yes for any income source, the source's Start Date will be the Project Start Date.

Source of Income	Yes	No	If yes, monthly amount from source (round to nearest dollar)
Earned income (i.e., employment income)	<input type="checkbox"/>	<input type="checkbox"/>	\$
Unemployment Insurance	<input type="checkbox"/>	<input type="checkbox"/>	\$
Supplemental Security Income (SSI)	<input type="checkbox"/>	<input type="checkbox"/>	\$
Social Security Disability Income (SSDI)	<input type="checkbox"/>	<input type="checkbox"/>	\$
VA Service-Connected Disability Compensation	<input type="checkbox"/>	<input type="checkbox"/>	\$
VA Non-Service-Connected Disability Pension	<input type="checkbox"/>	<input type="checkbox"/>	\$
Private disability insurance	<input type="checkbox"/>	<input type="checkbox"/>	\$
Worker's Compensation	<input type="checkbox"/>	<input type="checkbox"/>	\$
Temporary Assistance for Needy Families (TANF)	<input type="checkbox"/>	<input type="checkbox"/>	\$
General Assistance (GA)	<input type="checkbox"/>	<input type="checkbox"/>	\$
Retirement Income from Social Security	<input type="checkbox"/>	<input type="checkbox"/>	\$
Pension or retirement income from a former job	<input type="checkbox"/>	<input type="checkbox"/>	\$
Child support	<input type="checkbox"/>	<input type="checkbox"/>	\$
Alimony or other spousal support	<input type="checkbox"/>	<input type="checkbox"/>	\$
Other source:	<input type="checkbox"/>	<input type="checkbox"/>	\$
Total monthly income from all sources			\$

Non-Cash Benefits - Do you have any non-cash benefits from any source?				
<input type="checkbox"/> Yes	<input type="checkbox"/> No	<input type="checkbox"/> Don't know	<input type="checkbox"/> Prefer not to answer	<input type="checkbox"/> Data not collected

To complete the table below, you must answer 'Yes' or 'No' for each non-cash benefit.
 Answer 'Yes' only if the non-cash benefit is recurrent and received as of today (i.e. not terminated).
 Answer 'No' for non-cash benefit that have been terminated, even if they were received in the past.
If the response for any non-cash benefit is 'Yes', complete the shaded section.

Source of Non-Cash Benefit	Yes	No	If yes, monthly amount from source (round to nearest dollar)
Supplemental Nutrition Assistance Program (SNAP)	<input type="checkbox"/>	<input type="checkbox"/>	\$
Special Supplemental Nutrition Program for Women, Infants, and Children (WIC)	<input type="checkbox"/>	<input type="checkbox"/>	\$
TANF Child Care services (or use local name)	<input type="checkbox"/>	<input type="checkbox"/>	\$
TANF transportation services (or use local name)	<input type="checkbox"/>	<input type="checkbox"/>	\$
Other TANF-Funded Services (or use local name)	<input type="checkbox"/>	<input type="checkbox"/>	\$
Other source:	<input type="checkbox"/>	<input type="checkbox"/>	\$

Current Living Situation When was this contact with you?			/		/				
--	--	--	---	--	---	--	--	--	--

Type Of Current Living Situation - Where were you living during this contact?
If the response is an Institutional, Temporary, or Permanent situation, follow-up questions are listed below.

Homeless	<input type="checkbox"/> Place not meant for habitation (e.g., a vehicle, an abandoned building, bus/train/subway station/airport or anywhere outside)	
	<input type="checkbox"/> Emergency shelter, including hotel or motel paid for <i>with</i> emergency shelter voucher, or RHY-funded Host Home shelter	
Institutional	<input type="checkbox"/> Foster care home or foster care group home	
	<input type="checkbox"/> Hospital or other residential non-psychiatric medical facility	
	<input type="checkbox"/> Jail, prison, or juvenile detention facility	
	<input type="checkbox"/> Long-term care facility or nursing home	
	<input type="checkbox"/> Psychiatric hospital or other psychiatric facility	
	<input type="checkbox"/> Substance abuse treatment facility or detox center	
Temporary	<input type="checkbox"/> Residential project or halfway house with no homeless criteria	
	<input type="checkbox"/> Hotel or motel paid for <i>without</i> emergency shelter voucher	
	<input type="checkbox"/> Transitional housing for homeless persons (including homeless youth)	
	<input type="checkbox"/> Host Home (non-crisis)	
	<input type="checkbox"/> Staying or living in a friend's room, apartment, or house	
	<input type="checkbox"/> Staying or living in a family member's room, apartment or house	
Permanent	<input type="checkbox"/> Rental by client, no ongoing housing subsidy	
	<input type="checkbox"/> Rental by client, with other ongoing housing subsidy (Please Specify)	
	<input type="checkbox"/> GPD TIP housing subsidy	<input type="checkbox"/> Housing Stability Voucher
	<input type="checkbox"/> VASH housing subsidy	<input type="checkbox"/> Family Unification Program Voucher (FUP)
	<input type="checkbox"/> RRH or equivalent subsidy	<input type="checkbox"/> Foster Youth to Independence Initiative (FYI)
	<input type="checkbox"/> Housing Choice Voucher (HCV)	<input type="checkbox"/> Permanent Supportive Housing (PSH)
	<input type="checkbox"/> Public housing unit	<input type="checkbox"/> Other permanent housing dedicated for formerly homeless persons
	<input type="checkbox"/> Rental by client, with other ongoing housing subsidy	
	<input type="checkbox"/> Owned by client, no ongoing housing subsidy	
	<input type="checkbox"/> Owned by client, with ongoing housing subsidy	
Other	<input type="checkbox"/> Other (specify):	
	<input type="checkbox"/> Don't know	
	<input type="checkbox"/> Prefer not to answer	
	<input type="checkbox"/> Data not collected	

Living Situation verified by:
Name the verifying agency and project

If Institutional, Temporary, Or Permanent Current Living Situation Are you going to have to leave your current living situation within 14 days?				
<input type="checkbox"/> Yes	<input type="checkbox"/> No	<input type="checkbox"/> Don't know	<input type="checkbox"/> Prefer not to answer	<input type="checkbox"/> Data not collected

If Yes to, "you are going to have to leave their current living situation within 14 days?"				
Answer all	Has a subsequent residence been identified?			
	<input type="checkbox"/> Yes	<input type="checkbox"/> No	<input type="checkbox"/> Don't know	<input type="checkbox"/> Prefer not to answer
	Do you or your family have resources or support networks to obtain other permanent housing?			
	<input type="checkbox"/> Yes	<input type="checkbox"/> No	<input type="checkbox"/> Don't know	<input type="checkbox"/> Prefer not to answer
	Have you had a lease or ownership interest in a permanent housing unit in the last 60 days?			
<input type="checkbox"/> Yes	<input type="checkbox"/> No	<input type="checkbox"/> Don't know	<input type="checkbox"/> Prefer not to answer	<input type="checkbox"/> Data not collected
Have you moved 2 or more times in the last 60 days?				
<input type="checkbox"/> Yes	<input type="checkbox"/> No	<input type="checkbox"/> Don't know	<input type="checkbox"/> Prefer not to answer	<input type="checkbox"/> Data not collected

Current Living Situation - Location details

DATE OF ENGAGEMENT										
Did the client agree to a case plan on this contact? If so, list the date?										
			/			/				
			Month				Day			
						Year				

DATE OF STATUS DETERMINATION										
Date the client was determined eligible and enrolled, eligible and client refused, or ineligible and not enrolled in PATH Program.										
			/			/				
			Month				Day			
						Year				



CLIENT BECAME ENROLLED IN PATH PROGRAM	
<input type="checkbox"/> Yes	<input type="checkbox"/> No


IF NO, reason not enrolled		
<input type="checkbox"/> Client was found ineligible for PATH	<input type="checkbox"/> Client was not enrolled for other reasons	<input type="checkbox"/> Unable to locate client

CONNECTION WITH SOAR (PATH only) – Has the client been referred to a SOAR case manager?				
<input type="checkbox"/> Yes	<input type="checkbox"/> No	<input type="checkbox"/> Don't know	<input type="checkbox"/> Prefer not to answer	<input type="checkbox"/> Data not collected

ANSWER THESE QUESTIONS FOR HEAD OF HOUSEHOLDS ONLY

Coordinated Entry Assessment - For Staff Only										
Date Of Assessment							/			/
Assessment Location										
Orange CoC	<input type="checkbox"/> CEF									
	<input type="checkbox"/> Housing Helpline									
	<input type="checkbox"/> HomeLink									
	<input type="checkbox"/> IFC Commons									
	<input type="checkbox"/> Jail									
	<input type="checkbox"/> Medical Provider									
	<input type="checkbox"/> Outreach									
	<input type="checkbox"/> Shelter									
BoS CoC	<input type="checkbox"/> Region 1				<input type="checkbox"/> Region 8					
	<input type="checkbox"/> Region 2				<input type="checkbox"/> Region 9					
	<input type="checkbox"/> Region 3				<input type="checkbox"/> Region 10					
	<input type="checkbox"/> Region 4				<input type="checkbox"/> Region 11					
	<input type="checkbox"/> Region 5				<input type="checkbox"/> Region 12					
	<input type="checkbox"/> Region 6				<input type="checkbox"/> Region 13					
	<input type="checkbox"/> Region 7									
Durham	<input type="checkbox"/> Durham CoC									
Assessment Type					<input type="checkbox"/> Phone					
					<input type="checkbox"/> In Person					
					<input type="checkbox"/> Virtual					
Assessment Level					<input type="checkbox"/> Crisis Needs Assessment					
					<input type="checkbox"/> Housing Needs Assessment					
Prioritization Status					<input type="checkbox"/> Placed on Prioritization List					
					<input type="checkbox"/> Not Placed on Prioritization List					

Coordinated Entry Event – For Staff Only										
Start Date / Date Of Event							/			/
Event										
Access Events	<input type="checkbox"/> Referral to Prevention Assistance project									
	<input type="checkbox"/> Problem Solving/Diversion/Rapid Resolution intervention or service						 Go to A			
	<input type="checkbox"/> Referral to scheduled Coordinated Entry Crisis Needs Assessment									
	<input type="checkbox"/> Referral to scheduled Coordinated Entry Housing Needs Assessment						 Go to B			
Referral Events	<input type="checkbox"/> Referral to post-placement/follow-up case management									
	<input type="checkbox"/> Referral to Street Outreach project or services									
	<input type="checkbox"/> Referral to Housing Navigation project or services									
	<input type="checkbox"/> Referral to Non-continuum services: Ineligible for continuum services									
	<input type="checkbox"/> Referral to Non-continuum services: No availability in continuum services									

<input type="checkbox"/>	Referral to Emergency Shelter bed opening	 Go to C			
<input type="checkbox"/>	Referral to Transitional Housing bed/unit opening				
<input type="checkbox"/>	Referral to Joint TH-RRH project/unit/resource opening				
<input type="checkbox"/>	Referral to RRH project resource opening				
<input type="checkbox"/>	Referral to PSH project resource opening				
<input type="checkbox"/>	Referral to Other PH project/unit/resource opening				
<input type="checkbox"/>	Referral to emergency assistance/flex fund/furniture assistance				
<input type="checkbox"/>	Referral to a Housing Stability Voucher				
If 'Event' answer was 'Problem Solving/Diversion/Rapid Re-Housing intervention or service result', please answer A:					
A.	Problem Solving/Diversion/Rapid Resolution intervention or service result – Client housed/re-housed in a safe alternative?	<input type="checkbox"/> Yes	<input type="checkbox"/> No		
If 'Event' answer was 'Referral to post-placement/follow-up case management result', please answer B:					
B.	Referral to post-placement/follow-up case management result – Enrolled in Aftercare project?	<input type="checkbox"/> Yes	<input type="checkbox"/> No		
If 'Event' answer was Referral to an ES, TH, Joint TH-RRH, RRH, PSH, or Other PH opening, please answer C-E:					
C.	Location of Crisis Housing or Permanent Housing Referral (Project name or Project ID)				
D.	Referral Result (if known)	<input type="checkbox"/> Client accepted	<input type="checkbox"/> Client rejected	<input type="checkbox"/> Provider rejected	
E.	Date of Result (if known)		/		/