



NC Balance of State Continuum of Care

Steering Committee Meeting

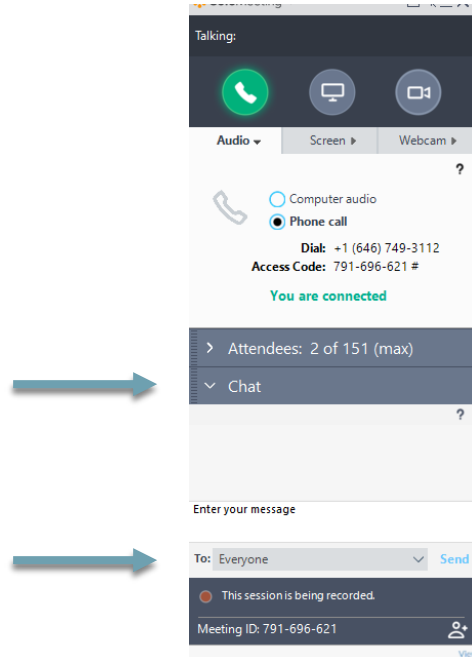
August 6, 2019

10:30 AM

Welcome

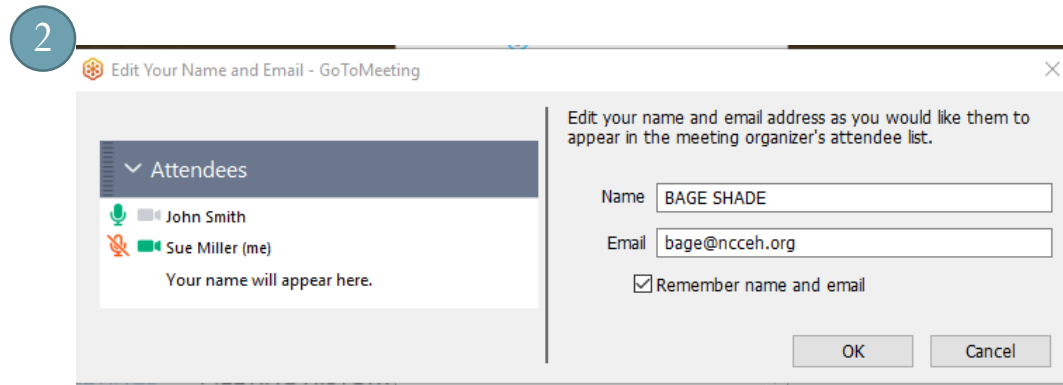
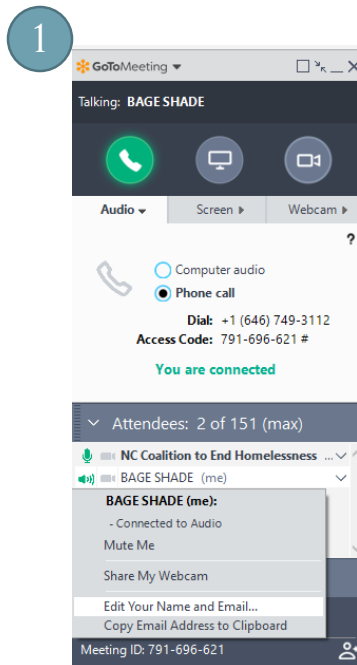
- Reminders

- Your line is muted. We will unmute the line during Q&A pauses.
- The chat box is available



Roll Call

- We will conduct Roll Call for Regional Leads and at-large members to ensure quorum for votes
- Other participants should enter their full name so we know they are here and included in the minutes.



Agenda

Agenda

- Consent Agenda
- 2019 CoC Competition
- 2019 ESG Competition
- 2019 PIT Data
- Meetings & Reminders



Review & approve consent agenda

- The consent agenda was sent to the Steering Committee prior to the meeting as part of a board packet.
- The consent agenda will be voted on as a whole at the beginning of each meeting.
- Steering Committee members may request to remove an item from the consent agenda for additional discussion.



Review & approve consent agenda

- Consent agenda:

<https://www.ncceh.org/files/10324/>

- Changes or discussion?



2019 CoC Competition

NOFA released on July 3rd and set the standards and timeline of competition

- HUD released the CoC NOFA on July 3rd
- Complete CoC application with Project Priority List is due September 30th at 8 PM
- Staff have set internal timelines:
 - Intent to Apply process closed July 17th
 - First submission: July 29th
 - Second submission: August 12th



PRC will begin their process soon after the August 12th submission deadline

Date	Activity
August 12	PRC Orientation Meeting
August 13	Materials sent to PRC members for scoring
August 14-23	PRC members and staff score applications and conduct phone calls
August 23	Scoring completed; staff compile scoring data
August 29	PRC Ranking Meeting
September 3*	Special Steering Committee to approve ranked list
September 4	Applicants informed of application status and appeals process
September 6	Appeals due
September 9	PRC Appeals Meeting (if needed)
September 10*	Regular Steering Committee meeting (consider new ranking list after appeals, if needed)



Steering Committee needs to be available to approve final ranking list!

Two important meetings:

- September 4: Approve PRC recommended prioritization ranking list
- September 10: Approved updated PRC recommended prioritization ranking list after appeals (if needed)

Things to remember:

- We must have quorum to vote for an approved list!
- Members at agencies applying for CoC projects can attend the meeting but cannot vote!



Staff will complete the CoC Application and may need information.

- NCCEH staff will write the CoC-wide application
- Staff often need information from stakeholders to complete the application.
 - Please respond if you hear from us! We want to include the great things that are happening in your communities.



Staff intend to submit the application early!

- Staff are aiming to post the final complete application with prioritization ranking list on September 24th.
 - We will notify all NC BoS CoC stakeholders when posting has occurred.
- Shooting for submitting September 27th!



Other funding opportunities

Specialized Housing and Services for Victims of Human Trafficking NOFA

- Provides housing & specialized services to assist victims of human trafficking.
- <https://www.grants.gov/web/grants/view-opportunity.html?oppId=317918>



Mainstream Voucher Program NOFA

- Mainstream vouchers are a subset of the Housing Choice Voucher program that are awarded competitively to serve non-elderly persons with disabilities.
- PHAs & non-profits already administering Housing Choice Vouchers are eligible to apply.
- <https://www.grants.gov/web/grants/search-grants.html?keywords=mainstream%20voucher>



2019 ESG Competition

ESG competition is underway!

- 2019 ESG competition timeline will be shorter and tighter this year
 - RFA released July 16
 - Applications due to ESG office on October 11
- Important to start early to meet ESG office deadlines!



ESG Competition is underway!

- ESG Funding Process Orientation Webinar
 - Recording: <http://bit.ly/2ZkJrSZ>
- ESG Scorecard Webinar
 - Recording: <http://bit.ly/2KwcH2G>
- 1st Status Call happened August 1



ESG In-Person TA Sessions

- **Tuesday August 13, 10 AM-2 PM, Asheville, NC**
 - Buncombe County Administration Bldg.
1st Floor Conf Room, 200 College Street, Asheville, NC 28801
 - Registration
Link: <https://attendee.gotowebinar.com/register/3045426606909231885>
- **Wednesday August 14, 10 AM-2 PM, Burlington, NC**
 - Impact Alamance
133 E. Davis Street, Burlington, NC 27215
 - Registration
Link: <https://attendee.gotowebinar.com/register/5990933595326033677>
- **Thursday August 15, 10 AM-2 PM, Greenville, NC**
 - Trillium Health Resources
201 W 1st, Greenville, NC 27858
 - Registration
Link: <https://attendee.gotowebinar.com/register/26077517083130637>



Form a Funding Process Committee

- Funding Process Committee members should be conflict-free, can make difficult decisions, and understand CoC and regional priorities.
- ESG Funding Lead and Funding Committee members should be familiar with the tenets of Housing First and NC BoS CoC Written Standards.



FPC Next Steps

[ESG Funding Priorities worksheet](#) due to NCCEH

Determine how applications will be scored

[NCCEH Scorecard](#)

Submit by August 9

[Submission Form](#)



FPC Next Steps

ESG Funding Priorities worksheet due to NCCEH	August 9
Project Applications are due to local Funding Process Committee for review	August 23
ESG Q & A Session Webinar https://global.gotomeeting.com/join/791696621 <i>+1 (646) 749-3112, Access Code: 791-696-621</i>	August 22, 10 AM
ESG Status Call https://global.gotomeeting.com/join/791696621 <i>+1 (646) 749-3112, Access Code: 791-696-621</i>	August 22, 11 AM



FPC Next Steps

ESG applications and attachments are <u>due to NCCEH</u> for review	September 6
NCCEH staff will be reviewing applications and providing feedback	September 6-27
ESG applications are due in the ESG office	October 11



Resources

- ESG Funding Process Tips Documents
- ESG Funding Priorities Document
- ESG Funding Priorities Worksheet
- ESG Scorecard
- All resources will be posted on our website:
<http://www.ncceh.org/bos/esg/>



2019 Point-in-Time Count

2019 NC BoS CoC Point-in-Time Count

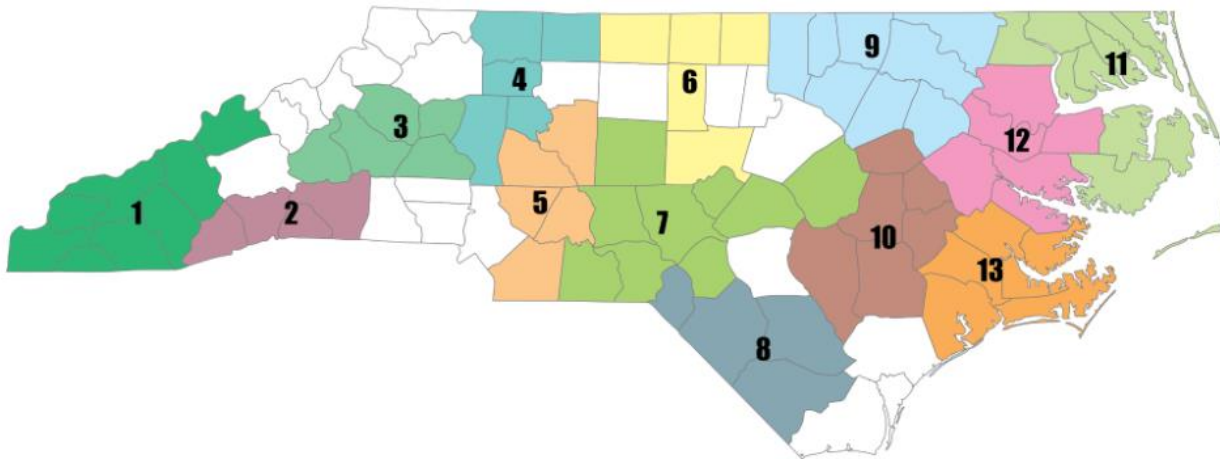


- Conducted January 30, 2019
- 240 agencies reported on people in shelter
- Sheltered count was conducted using HMIS and a survey for agencies not using HMIS
- Volunteers supported agencies and regional leads to conduct the unsheltered count
- Unsheltered count conducted using App
- NC Balance of State CoC staff coordinated and documented outcomes from the count



Thank You! We covered a lot of ground.

Thank you to local **PIT Leads** who led the counts across the NC BoS CoC, to the **agencies** who made sure the count happened, and the **volunteers** who joined us in conducting the unsheltered count!



Programs reporting: HMIS and Non-HMIS



	HMIS	Non-HMIS Total	Non-HMIS (Non-DV)	Non-HMIS DV Only
Emergency Shelter	28	85	40	45
Transitional Housing	12	33	28	5
Rapid Re-housing	21	3	2	1
Permanent Housing	22	36	36	0
Total	83	157	106	51



Call us:

To join:

919-410-6997



Email Us:

hmis@ncceh.org



What is preliminary PIT Data?

2019 PIT Numbers reported in this presentation are preliminary.



- Reflects all data collected for the sheltered & unsheltered count
- Analyzed by the NCCEH Data Center
- Submitted to HUD
- Will be reviewed by regional teams and HUD before it becomes final.



2019 Point in Time Count

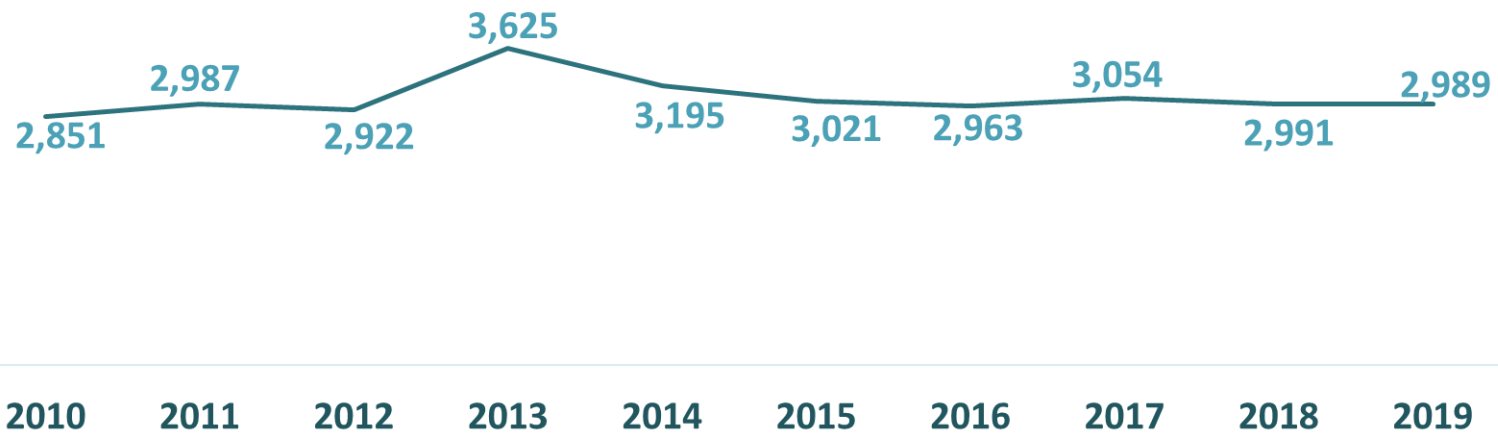
2,989 people in 2,304 households

Of those 2,989 people:


- 2,211 were individuals
- 776 were people in families with at least one child
- 2 were children in child-only households



Balance of State: 5% increase since 2010



PIT 2019: Total People Counted by Region



*We could not ascertain the region/county for 11 people who were interviewed (unsheltered).



PIT 2019: Total people counted by County

Region 1	283
Cherokee	13
Clay	16
Dare	8
Graham	1
Haywood	97
Jackson	38
Macon	96
Madison	9
Swain	5

Region 2	187
Henderson	101
Polk	8
Rutherford	27
Transylvania	51

Region 3	514
Alexander	4
Burke	69
Caldwell	67
Catawba	318
McDowell	56

Region 4	259
Davie	21
Iredell	154
Stokes	0
Surry	84
Yadkin	0

Region 5	532
Cabarrus	132
Davidson	98
Rowan	139
Stanly	57
Union	106

Region 6	78
Alamance	44
Caswell	0
Chatham	1
Person	15
Rockingham	18

Region 7	373
Anson	16
Harnett	26
Hoke	48
Johnston	16
Lee	163
Montgomery	0
Moore	18
Randolph	50
Richmond	36

Region 8	42
Bladen	0
Colombus	0
Robeson	42
Scotland	0

Region 9	232
Edgecombe	51
Franklin	18
Granville	3
Halifax	15
Nash	119
Northampton	0
Vance	23
Warren	3

Region 10	168
Duplin	8
Greene	1
Lenoir	50
Sampson	0
Wayne	57
Wilson	52

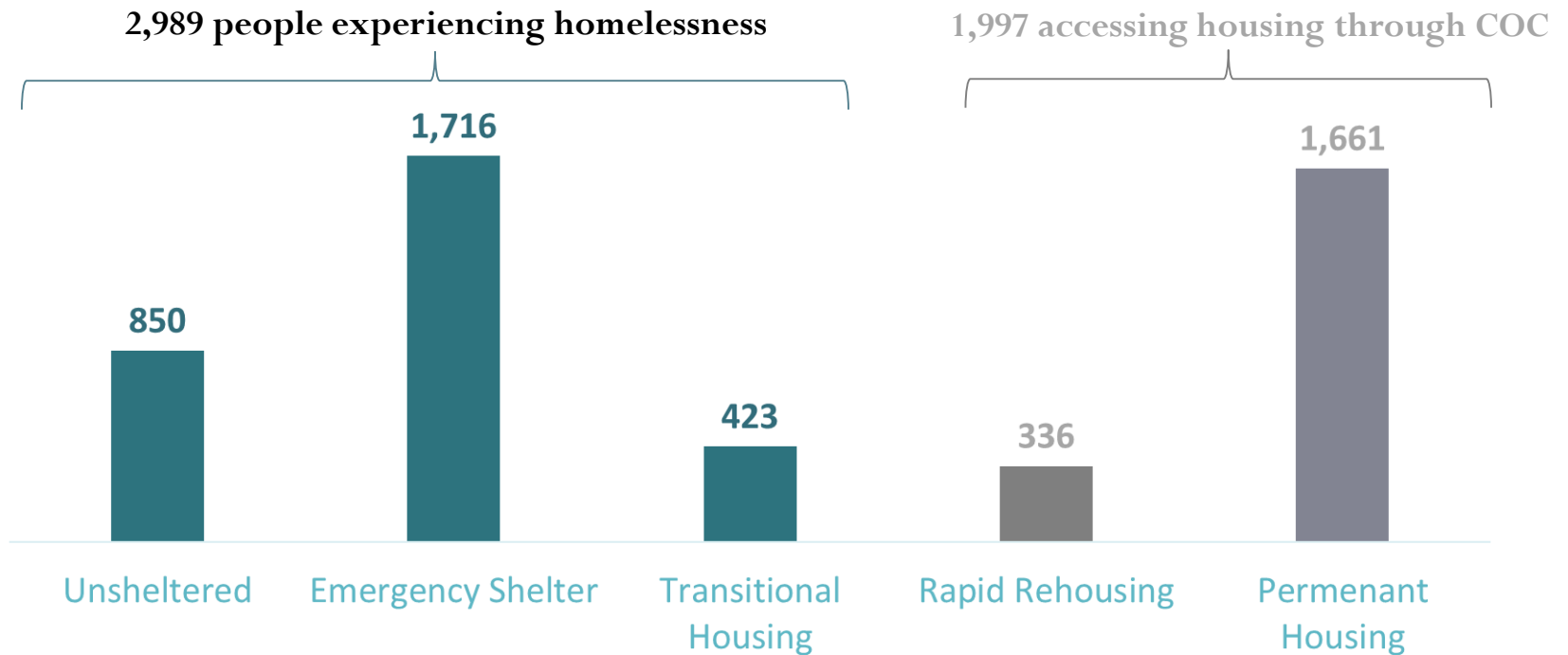
Region 11	39
Camden	1
Chowan	0
Currituck	0
Dare	0
Gates	0
Hertford	8
Hyde	0
Pasquotank	29
Perquimans	1
Tyrrell	0

Region 12	136
Beaufort	13
Bertie	1
Martin	1
Pitt	121
Washington	0

Region 13	135
Carteret	41
Craven	49
Jones	0
Onslow	45
Pamlico	0

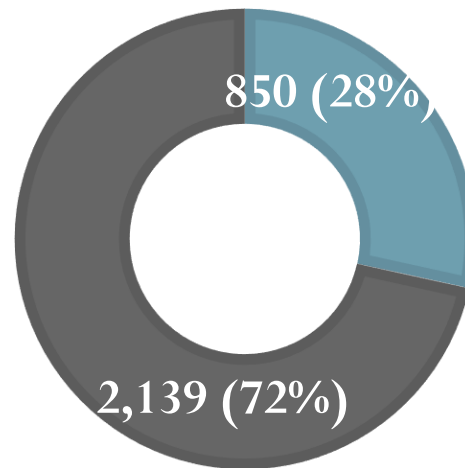


PIT 2019: Total People Counted by Housing Status

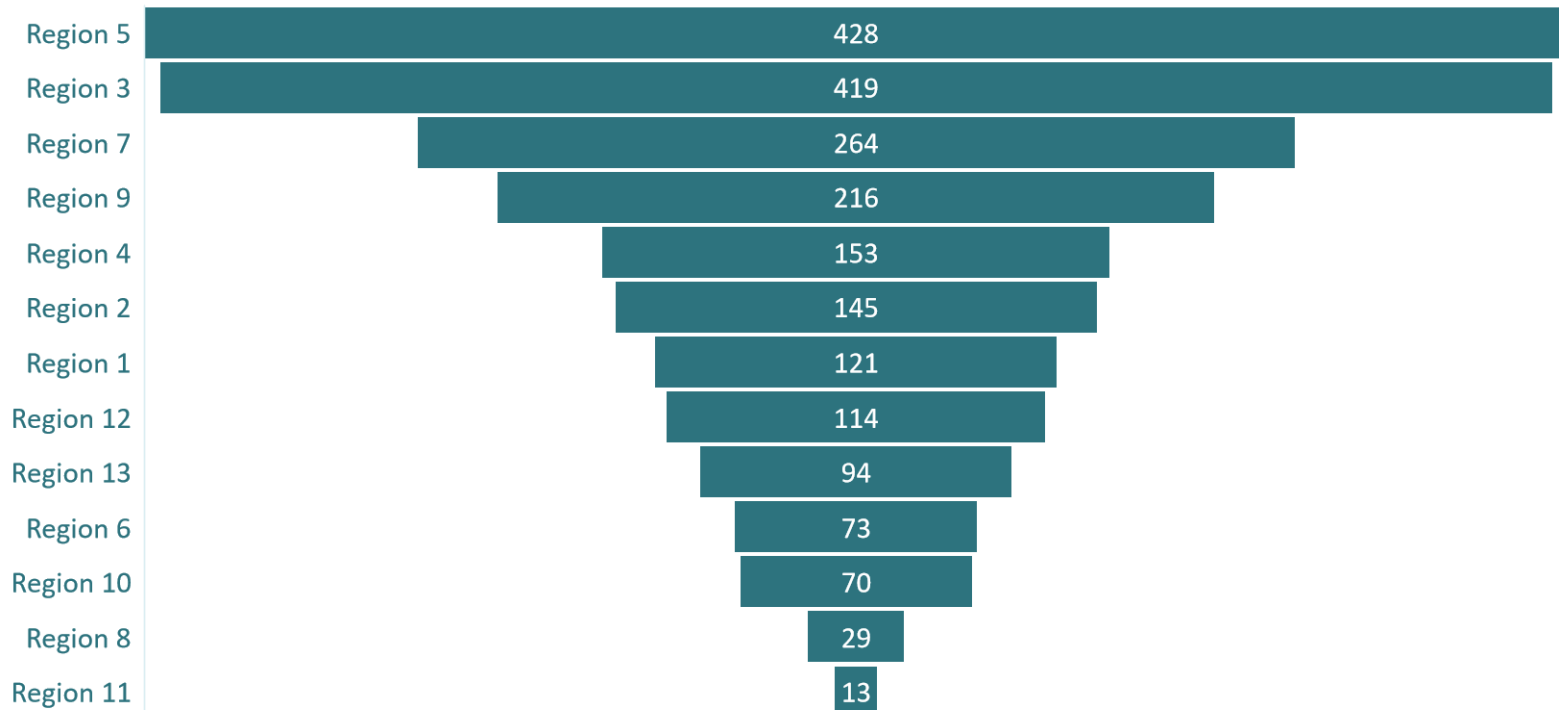


PIT 2019: Sheltered & Unsheltered

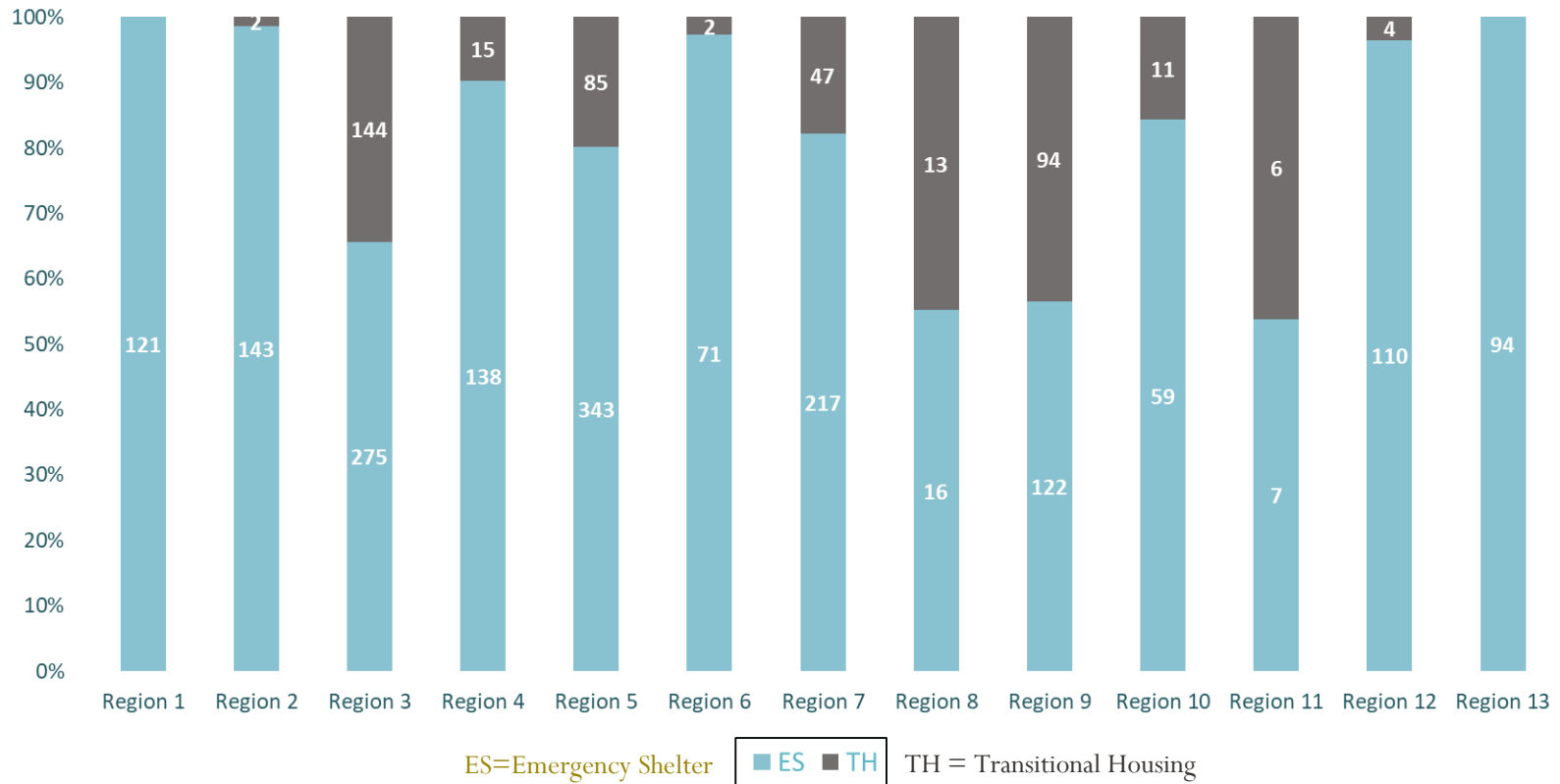
■ Unsheltered ■ Sheltered



PIT 2019: Sheltered Count by Region: 2,139 People



PIT 2019: Percent by Region – ES & TH



PIT 2019: Sheltered Count by County

Region 1	283
Cherokee	13
Clay	16
Dare	8
Graham	1
Haywood	97
Jackson	38
Macon	96
Madison	9
Swain	5

Region 2	187
Henderson	101
Polk	8
Rutherford	27
Transylvania	51

Region 3	514
Alexander	4
Burke	69
Caldwell	67
Catawba	318
McDowell	56

Region 4	259
Davie	21
Iredell	154
Stokes	0
Surry	84
Yadkin	0

Region 5	532
Cabarrus	132
Davidson	98
Rowan	139
Stanly	57
Union	106

Region 6	78
Alamance	44
Caswell	0
Chatham	1
Person	15
Rockingham	18

Region 7	373
Anson	16
Harnett	26
Hoke	48
Johnston	16
Lee	163
Montgomery	0
Moore	18
Randolph	50
Richmond	36

Region 8	42
Bladen	0
Colombus	0
Robeson	42
Scotland	0

Region 9	232
Edgecombe	51
Franklin	18
Granville	3
Halifax	15
Nash	119
Northampton	0
Vance	23
Warren	3

Region 10	168
Duplin	8
Greene	1
Lenoir	50
Sampson	0
Wayne	57
Wilson	52

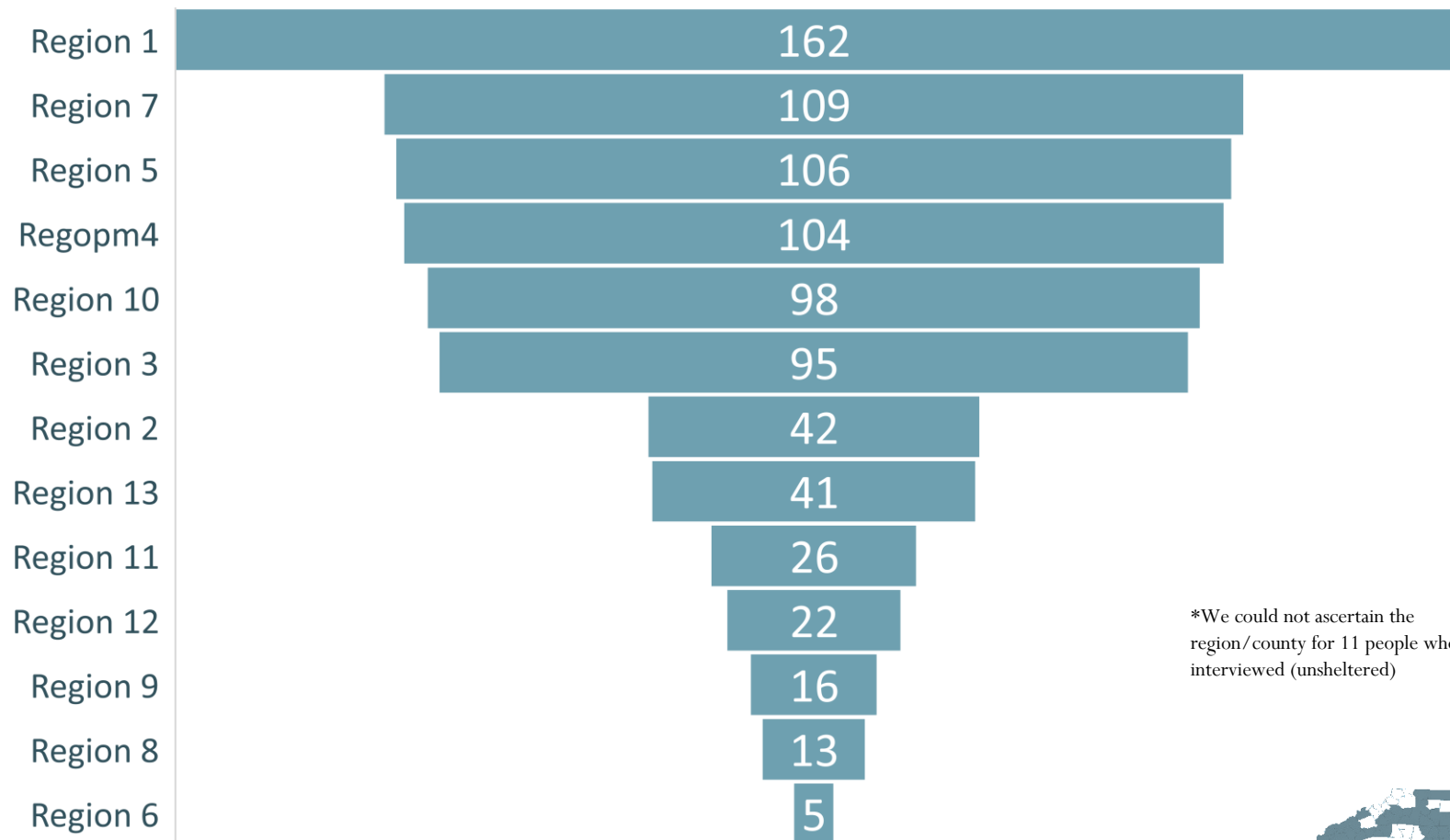
Region 11	39
Camden	1
Chowan	0
Currituck	0
Dare	0
Gates	0
Hertford	8
Hyde	0
Pasquotank	29
Perquimans	1
Tyrrell	0

Region 12	136
Beaufort	13
Bertie	1
Martin	1
Pitt	121
Washington	0

Region 13	135
Carteret	41
Craven	49
Jones	0
Onslow	45
Pamlico	0



2019 PIT: Unsheltered Count by Region: 850 People



*We could not ascertain the region/county for 11 people who were interviewed (unsheltered)



2019 PIT: Unsheltered Count

52 counties, 850 people in 755 HHs

Region 1	162
Cherokee	1
Clay	9
Graham	1
Haywood	44
Jackson	12
Macon	91
Madison	1
Swain	3

Region 2	42
Henderson	17
Polk	1
Rutherford	1
Transylvania	23

Region 3	95
Alexander	4
Burke	29
Caldwell	4
Catawba	56
McDowell	2

Region 4	106
Davie	21
Iredell	38
Stokes	0
Surry	47
Yadkin	0

Region 5	104
Cabarrus	41
Davidson	8
Rowan	13
Stanly	19
Union	23

Region 6	5
Alamance	4
Caswell	0
Chatham	0
Person	1
Rockingham	0

Region 7	109
Anson	0
Harnett	6
Hoke	0
Lee	80
Johnston	0
Montgomery	0
Moore	0
Randolph	11
Richmond	12

Region 8	13
Bladen	0
Colombus	0
Robeson	13
Scotland	0

Region 9	16
Edgecombe	0
Franklin	6
Granville	0
Halifax	1
Nash	0
Northampton	0
Vance	6
Warren	3

Region 10	98
Duplin	3
Greene	1
Lenoir	38
Sampson	0
Wayne	38
Wilson	18

Region 11	26
Camden	1
Chowan	0
Currituck	0
Dare	0
Gates	0
Hertford	1
Hyde	0
Pasquotank	23
Perquimans	1
Tyrrell	0

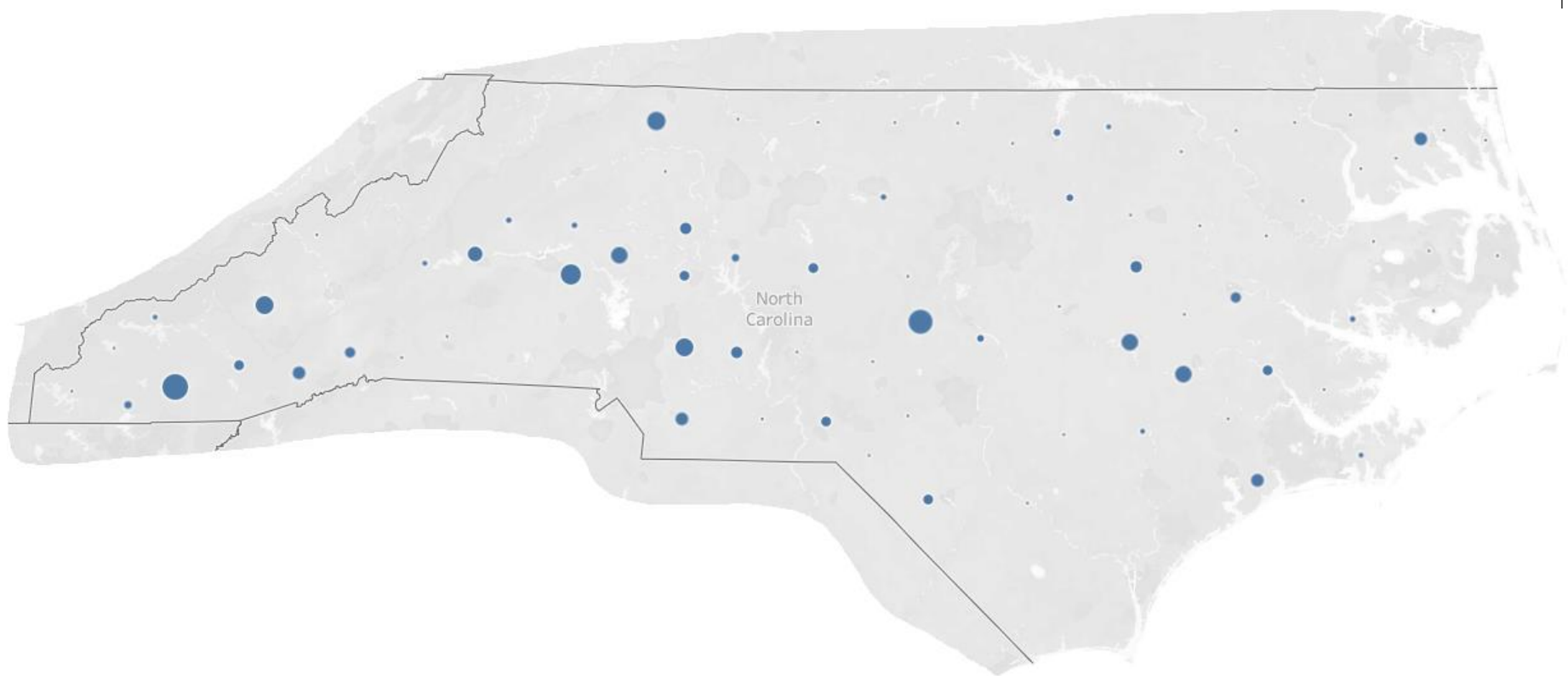
Region 12	22
Beaufort	5
Bertie	1
Martin	1
Pitt	15
Washington	0

Region 13	41
Carteret	2
Craven	14
Jones	0
Onslow	25
Pamlico	0

*We could not ascertain the region/county for 11 people who were interviewed.



Heat Map: Unsheltered Count



Race, Ethnicity and Gender

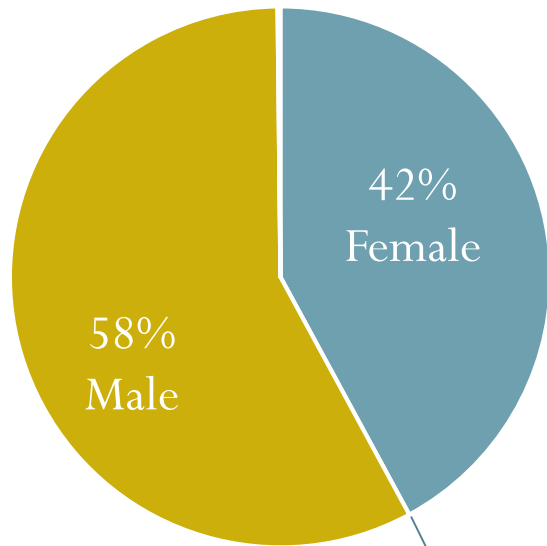
Acknowledging the lasting impact of systemic discrimination – such as racism and sexism - on current disparities in homelessness is an important first step toward addressing discrimination.

The Point-In-Time collects information about Race, Ethnicity, and Gender to help us start to identify disparities and ask questions.

Further research - using additional data sources - is needed to better understand the underlying causes of disparities.



2019 PIT: Gender



<1% Gender Non-Conforming (3 people)
<1% Transgender (2 people)

Percent of people for each gender by housing status:

	Female	Male	Transgender	Gender Non-Conforming
Unsheltered	35%	64%	0.2%	0.2%
Emergency Shelter	47%	53%	0%	0.1%
Transitional Housing	36%	64%	0%	0%

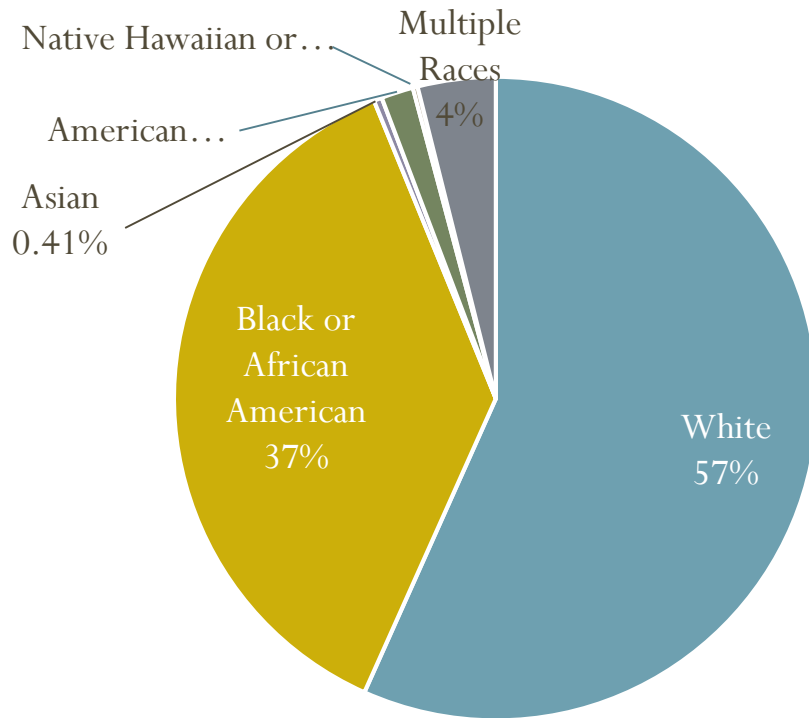
Based on US Census 2018 Estimates, women make up 51% of everyone in the North Carolina.

Women are *underrepresented* among people experiencing homelessness, especially when it comes to people who are unsheltered or in transitional housing.



2019 PIT: Race

Percent of Total People Counted, by Race



2018 Census Estimate for <u>North Carolina</u>	%
White	71%
Black or African American	22%
American Indian or Alaska Native	2%
Native Hawaiian or other Pacific Islander	.1%
Asian	3%
Multiple Races	3%

There is a bigger percentage of people who identify as Black or African American experiencing homelessness than among everyone living in North Carolina.

People identifying as Black or African American are *overrepresented* in the homeless population.



2019 PIT: Ethnicity

Region	Hispanic/Latino
Region 3	28
Region 7	23
Region 5	18
Region 1	16
Region 4	9
Region 12	6
Region 2	4
Region 10	4
Region 9	1
Region 13	1
Region 6	1
Region 11	1
Region 8	0

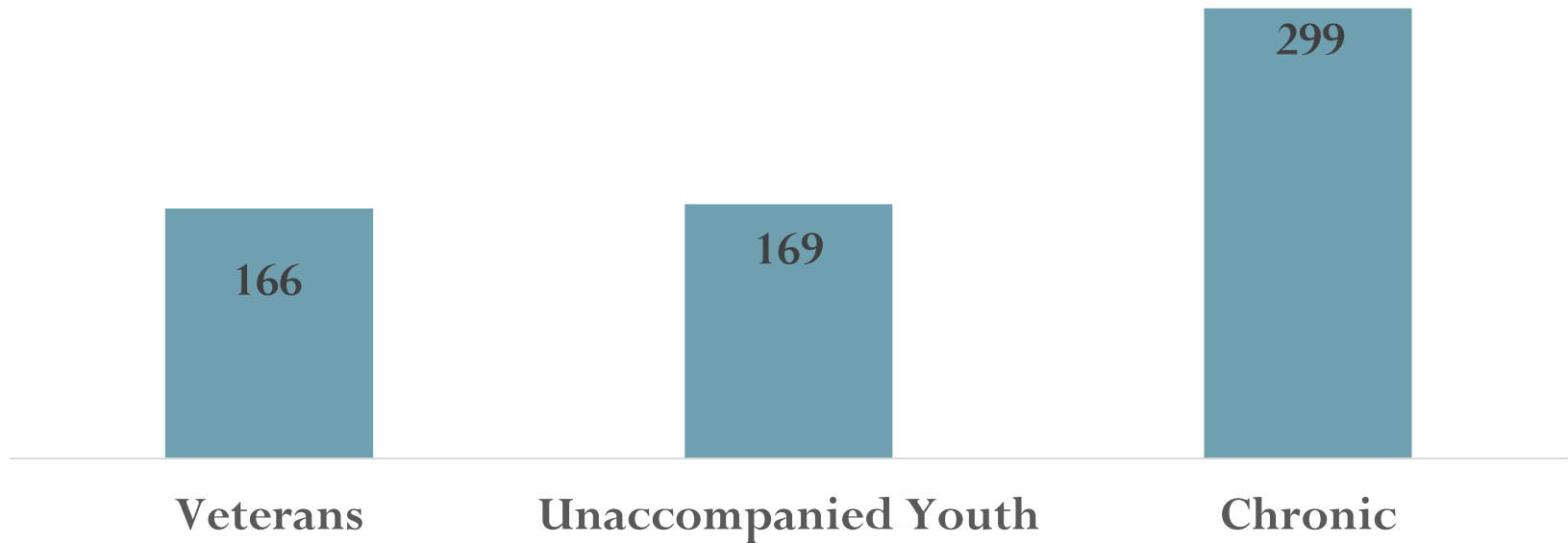
112 people identified as Hispanic or Latino
– 4% of total people counted.

2018 US Census estimates that 10% of everyone in North Carolina identifies as Hispanic or Latino – more than twice the percent of people who are Hispanic or Latino and experiencing homelessness.

People who are Hispanic or Latino are *underrepresented* among the homeless population.



2019 PIT: Subpopulations



2019 PIT: Additional Subpopulations

350 People reported being **survivors of domestic violence.**

311 People reported having a **substance abuse disorder.**

273 People reported having a **serious mental illness.**

10 People reported having **HIV/AIDS.**



2019 PIT: Regional Count – Subpopulations

Individuals		People in Families		People Experiencing Chronic Homelessness*		Veterans		Unaccompanied Youth*	
Region	Total People	Region	Total People	Region	Total People	Region	Total People	Region	Total People
Region 5	372	Region 5	160	Region 1	58	Region 5	38	Region 3	35
Region 3	363	Region 3	149	Region 3	46	Region 7	26	Region 5	23
Region 7	290	Region 7	83	Region 5	37	Region 4	18	Region 7	19
Region 1	231	Region 4	80	Region 7	32	Region 9	18	Region 1	15
Region 4	179	Region 9	59	Region 9	32	Region 3	14	Region 2	14
Region 9	173	Region 1	52	Region 4	17	Region 13	14	Region 13	12
Region 2	138	Region 2	49	Region 13	17	Region 1	13	Region 9	10
Region 10	131	Region 10	37	Region 2	16	Region 10	8	Region 12	10
Region 12	110	Region 13	35	Region 10	15	Region 8	6	Region 4	9
Region 13	100	Region 6	28	Region 12	11	Region 12	6	Region 10	9
Region 6	50	Region 12	26	Region 6	6	Region 2	4	Region 8	5
Region 8	33	Region 11	17	Region 8	4	Region 6	1	Region 6	4
Region 11	22	Region 8	9	Region 11	4	Region 11	0	Region 11	4



Looking Ahead



- The NC Balance of State CoC will support conversations at the regional and agency levels about PIT and HMIS data.
- Reach out to bos@ncceh.org with questions or requests to discuss PIT data.
- Planning for the next Point in Time Count will begin September/October 2019



Meetings & Reminders

Meetings & Reminders

- ESG Funding Process Orientation Webinar
 - Recording: <http://bit.ly/2ZkJrSZ>

- ESG Scorecard Webinar
 - Recording: <http://bit.ly/2KwcH2G>



Meetings & Reminders

- ESG Q & A Session
 - August 22, 10:00 AM

- ESG Status Call
 - August 22, 11:00

<https://global.gotomeeting.com/join/791696621>

+1 (646) 749-3112, Access Code: 791-696-621



Wrap Up

- Special Steering Committee Meeting:
Wednesday, September 4, 10:00-11:30 AM
- Next Steering Committee Meeting:
Tuesday, September 10, 10:30 AM – 12:00 PM
*2nd Tuesday in September

- Keep in touch
 - bos@ncceh.org
 - (919) 755-4393



Roll Call

- Other participants should enter their full name so we know they are here and included in the minutes.

1

GoToMeeting

Talking: BAGE SHADE

Audio | Screen | Webcam

Computer audio
Phone call

Dial: +1 (646) 749-3112
Access Code: 791-696-621 #

You are connected

Attendees: 2 of 151 (max)

NC Coalition to End Homelessness ...
BAGE SHADE (me)

BAGE SHADE (me):
- Connected to Audio
Mute Me
Share My Webcam
Edit Your Name and Email...
Copy Email Address to Clipboard

Meeting ID: 791-696-621

2

Edit Your Name and Email - GoToMeeting

Edit your name and email address as you would like them to appear in the meeting organizer's attendee list.

Attendees

John Smith
Sue Miller (me)

Your name will appear here.

Name: BAGE SHADE
Email: bage@ncceh.org

Remember name and email

OK Cancel

