

CONTINUUM OF CARE: HOMELESS COUNT
Emergency Shelters, Transitional Housing, and Unsheltered Count
North Carolina Point-in-Time Count: January 27, 2016

CoC INFORMATION	
Continuum of Care:	NC Balance of State CoC
Counties covered in this report: Alamance, Alexander, Anson, Beaufort, Bertie, Bladen, Burke, Cabarrus, Caldwell, Camden, Carteret, Caswell, Catawba, Chatham, Cherokee, Chowan, Clay, Columbus, Craven, Currituck, Dare, Davidson, Davie, Duplin, Edgecombe, Franklin, Gates, Graham, Granville, Greene, Halifax, Harnett, Haywood, Henderson, Hertford, Hoke, Hyde, Iredell, Jackson, Johnston, Jones, Lee, Lenoir, Macon, Madison, Martin, McDowell, Montgomery, Moore, Nash, Northampton, Onslow, Pamlico, Pasquotank, Perquimans, Person, Pitt, Polk, Randolph, Richmond, Robeson, Rockingham, Rowan, Rutherford, Sampson, Scotland, Stanly, Stokes, Surry, Swain, Transylvania, Tyrell, Union, Vance, Warren, Washington, Wayne, Wilson, Yadkin	
Date of Count:	1/27/2016
Contact Person:	Nancy Holochwost
Phone:	919-755-4393
Email:	nancy@nceh.org

TOTAL HOMELESS COUNT (all people)					
		Emergency & Seasonal	Transitional Housing	Unsheltered	TOTAL
Households with Adults and Children (adults and children who are together on the night of the count)					
1	Number of Households	201	65	76	342
2	Total Number of People	627	208	277	1112
3	# of People age 17 or younger	382	135	164	681
4	# of People age 18-24	35	7	5	47
5	# of People age 25 or older	210	66	108	384
6	# of People in Chronically Homeless Families (head of household has a disability AND has been homeless for at least 1 year or has had 4 episodes totaling 12 mos. in last 3 years)	31		60	91
7	# of Households that are Chronically Homeless	10		19	29
Gender (adults and children)					
8	Female	395	130	147	672
9	Male	231	78	130	439
10	Transgender	1	0	0	1
Ethnicity (adults and children)					
11	Non-Hispanic/Non-Latino	596	173	259	1028
12	Hispanic/Latino	31	35	18	84
Race (adults and children)					
13	White	244	82	180	506
14	Black or African-American	281	113	71	465
15	Asian	4	1	0	5
16	American Indian or Alaska Native	50	0	0	50
17	Native Hawaiian or Other Pacific Islander	1	0	4	5
18	Multiple Races	47	12	22	81

		Emergency & Seasonal	Transitional Housing	Unsheltered	TOTAL
Households without Children (single adults, adult couples without children, adults with adult sons/daughters)					
19	Number of Households	1040	234	515	1789
20	Total Number of People	1053	235	548	1836
21	# of People age 18-24	102	9	47	158
22	# of People age 25 or older	951	226	501	1678
23	# of People who are Chronically Homeless (have a disability AND have been homeless for at least 1 year or have had 4 episodes totaling 12 mos. in last 3 yrs.)	134		122	256
	Gender				
24	Female	379	61	177	617
25	Male	673	174	369	1216
26	Transgender	1	0	2	3
	Ethnicity				
27	Non-Hispanic/Non-Latino	1039	230	535	1804
28	Hispanic/Latino	14	5	13	32
	Race				
29	White	614	109	322	1045
30	Black or African-American	404	81	192	677
31	Asian	5	1	12	18
32	American Indian or Alaska Native	14	1	17	32
33	Native Hawaiian or Other Pacific Islander	1	0	3	4
34	Multiple Races	15	43	2	60
Households of Only Children (all members of household are under 18: unaccompanied children, adolescent parents and their children, adolescent siblings, etc.)					
35	Number of Households	2	3	9	14
36	Total Number of Children age 17 or younger	2	3	10	15
37	# of Unaccompanied Children who are Chronically Homeless (have a disability AND have been homeless for at least 1 year or have had 4 episodes totaling 12 mos. in last 3 years)	0		1	1
38	# of Parenting Youth & Children in Chronically Homeless Families (head of household has a disability AND has been homeless for at least 1 year or has had 4 episodes totaling 12 mos. in last 3 years)	0		0	0
39	# of Parenting Youth Households that are Chronically Homeless	0		0	0
	Gender				
40	Female	2	2	4	8
41	Male	0	1	6	7
42	Transgender	0	0	0	0
	Ethnicity				
43	Non-Hispanic/Non-Latino	2	3	9	14
44	Hispanic/Latino	0	0	1	1
	Race				
45	White	2	0	8	10
46	Black or African-American	0	3	2	5
47	Asian	0	0	0	0
48	American Indian or Alaska Native	0	0	0	0
49	Native Hawaiian or Other Pacific Islander	0	0	0	0
50	Multiple Races	0	0	0	0

TOTALS					
51	Total Homeless People (Rows 2+20+36)	1682	446	835	2963
52	Total People Age 18 and Over (Rows 4+5+20)	1298	308	661	2267
53	Total Chronically Homeless People (Rows 6+23+37+38)	165		183	348

HOMELESS SUBPOPULATION COUNT (adults only)

	Emergency & Seasonal	Transitional Housing	Unsheltered	TOTAL	
SUBPOPULATIONS: How many adults are:					
54	Seriously Mentally Ill	178	32	112	322
55	Substance Use Disorder	162	73	108	343
56	Persons with HIV/AIDS	10	1	3	14
57	Victims of Domestic Violence (optional)	303	53	75	431
DISCHARGES: How many adults were discharged from the following places within 30 days of becoming homeless?					
58	Criminal Justice System (jails, prisons)	56	16	38	110
59	Behavioral Health (mental health/substance use)	32	14	5	51
60	Health Care System (hospitals)	53	2	12	67

VETERAN SUBPOPULATION COUNT:

Out of the total households, please list the following information for households that included a veteran.

		Emergency & Seasonal	Transitional Housing	Unsheltered	TOTAL
Veteran Households with Adults and Children (adults and children who are together on the night of the count)					
61	Number of Households	1	1	5	7
62	Total Number of People	3	3	21	27
63	Total Number of Veterans	1	1	5	7
64	# of People in Chronically Homeless Families (head of household has a disability AND has been homeless for at least 1 year or has had 4 episodes totaling 12 mos. in last 3 years)	0		4	4
65	# of Households that are Chronically Homeless	0		1	1
	Gender (veterans only)				
66	Female	0	0	1	1
67	Male	1	1	4	6
68	Transgender	0	0	0	0
	Ethnicity (veterans only)				
69	Non-Hispanic/Non-Latino	1	1	5	7
70	Hispanic/Latino	0	0	0	0
	Race (veterans only)				
71	White	1	1	3	5
72	Black or African-American	0	0	2	2
73	Asian	0	0	0	0
74	American Indian or Alaska Native	0	0	0	0
75	Native Hawaiian or Other Pacific Islander	0	0	0	0
76	Multiple Races	0	0	0	0
Veteran Households without Children (single adults, adult couples without children, adults with adult son/daughters)					
77	Number of Households	73	7	48	128
78	Total Number of People	74	7	50	131
79	Total Number of Veterans	73	7	49	129
80	# of People who are Chronically Homeless (have a disability AND have been homeless for at least 1 year or have had 4 episodes totaling 12 mos. in last 3 yrs)	10		16	26
	Gender (veterans only)				
81	Female	9	2	8	19
82	Male	64	5	41	110
83	Transgender	0	0	0	0
	Ethnicity (veterans only)				
84	Non-Hispanic/Non-Latino	73	7	49	129
85	Hispanic/Latino	0	0	0	0
	Race (veterans only)				
86	White	46	5	29	80
87	Black or African-American	27	2	11	40
88	Asian	0	0	2	2
89	American Indian or Alaska Native	0	0	5	5
90	Native Hawaiian or Other Pacific Islander	0	0	1	1
91	Multiple Races	0	0	1	1

YOUTH SUBPOPULATION COUNT:

Out of the total households, please list the following information for households composed entirely of youth (all people in the household are age 24 or younger).

		Emergency & Seasonal	Transitional Housing	Unsheltered	TOTAL
Unaccompanied Youth Households (age 24 or younger without their parent/guardian present: single youth, youth couples, groups of youth)					
92	Number of Households	97	12	50	159
93	Total Number of Unaccompanied Youth	98	12	51	161
94	Number of Unaccompanied Children 17 or younger	2	3	10	15
95	Number of Unaccompanied Young Adults age 18-24	96	9	41	146
	Gender				
96	Female	32	6	18	56
97	Male	66	6	33	105
98	Transgender	0	0	0	0
	Ethnicity				
99	Non-Hispanic/Non-Latino	94	10	49	153
100	Hispanic/Latino	4	2	2	8
	Race				
101	White	57	6	31	94
102	Black or African-American	39	6	19	64
103	Asian	0	0	0	0
104	American Indian or Alaska Native	1	0	1	2
105	Native Hawaiian or Other Pacific Islander	0	0	0	0
106	Multiple Races	1	0	0	1
Parenting Youth Households (parent(s) age 24 or younger whose children are with them on the night of the count)					
107	Number of Households	26	7	0	33
108	Total Number of People	71	21	0	92
109	Number of Parenting Youth (=a parent 24 or younger)	27	7	0	34
110	Number of Parenting Youth age 17 or younger	0	0	0	0
111	Number of Parenting Youth age 18-24	27	7	0	34
112	Number of Children with Parenting Youth (child 17 or younger with parent(s) 24 or younger)	44	14	0	58
	Gender (parenting youth only)				
113	Female	24	6	0	30
114	Male	3	1	0	4
115	Transgender	0	0	0	0
	Ethnicity (parenting youth only)				
116	Non-Hispanic/Non-Latino	23	4	0	27
117	Hispanic/Latino	4	3	0	7
	Race (parenting youth only)				
118	White	12	3	0	15
119	Black or African-American	10	4	0	14
120	Asian	0	0	0	0
121	American Indian or Alaska Native	3	0	0	3
122	Native Hawaiian or Other Pacific Islander	0	0	0	0
123	Multiple Races	2	0	0	2

CONTINUUM OF CARE: PERMANENT HOUSING COUNT

Rapid Re-Housing and Permanent Supportive Housing

North Carolina Point-in-Time Count: January 27, 2016

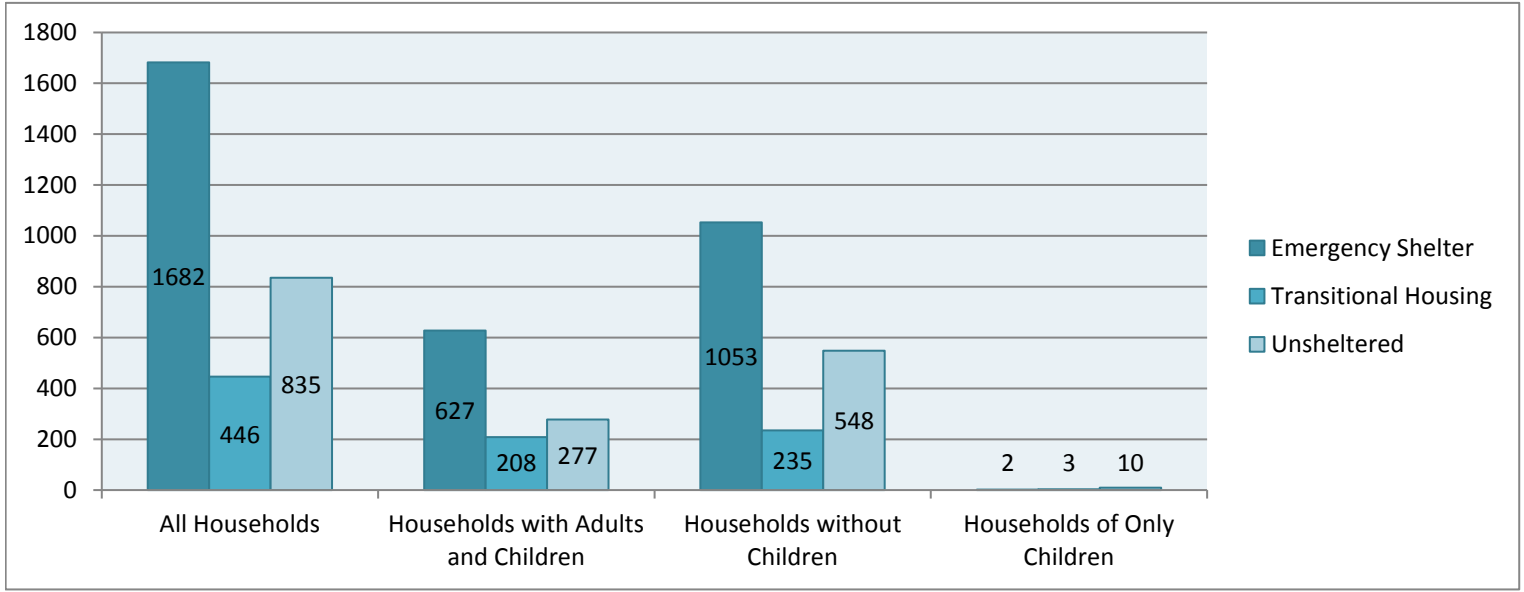
PERMANENT HOUSING COUNT of FORMERLY HOMELESS PEOPLE			
		Rapid Re-Housing	Permanent Supportive Housing
Households with Adults and Children (adults and children who are together on the night of the count)			
1	Number of Households	89	275
2	Total Number of People	291	939
3	# of People age 17 or younger	181	545
4	# of People age 18-24	13	80
5	# of People age 25 or older	97	314
6	# of Persons in Chronically Homeless Families at entry (head of household has a disability AND has been homeless for at least 1 year or has had 4 episodes totaling 12 mos. in last 3 years)	11	201
7	# of Households that were Chronically Homeless at entry (head of household has a disability AND has been homeless for at least 1 year or has had 4 episodes totaling 12 mos. in last 3 years)	3	54
Gender (adults and children)			
8	Female	169	573
9	Male	122	366
10	Transgender	0	0
Households without Children (single adults, adult couples without children, adults with adult sons/daughters)			
11	Number of Households	111	615
12	Total Number of People	119	712
13	# of People age 18-24	5	58
14	# of People age 25 or older	114	654
15	# of Persons who were Chronically Homeless at entry (have a disability AND were homeless for at least 1 year or had 4 episodes totaling 12 mos. in 3 years)	13	242
Gender			
16	Female	48	332
17	Male	71	380
18	Transgender	0	0
Households of Only Children (all members of household are under 18: unaccompanied children, adolescent parents and their children, adolescent siblings, etc.)			
19	Number of Households	0	0
20	Total Number of Children age 17 or younger	0	0
21	# of Persons who were Chronically Homeless at entry (have a disability AND were homeless for at least 1 year or had 4 episodes totaling 12 mos. in 3 years)	0	0
Gender			
22	Female	0	0
23	Male	0	0
24	Transgender	0	0
TOTALS			
25	Total People (Rows 2+12+20)	410	1651
26	Total People Age 18 and Over (Rows 4+5+12)	229	1106
27	Total Formerly Chronically Homeless Persons (Rows 6+16+21)	24	443

Subpopulations: How many <u>adults</u> are:			
28	Seriously Mentally Ill	37	667
29	Substance Use Disorder	15	235
30	Persons with HIV/AIDS	0	23
31	Victims of Domestic Violence (optional)	50	166
32	Veterans	70	165
How many <u>adults</u> were discharged from the following systems within 30 days of becoming homeless?			
33	Criminal Justice System (jails, prisons)	2	2
34	Behavioral Health System (mental health/substance use)	2	3
35	Health Care System (hospitals)	1	2

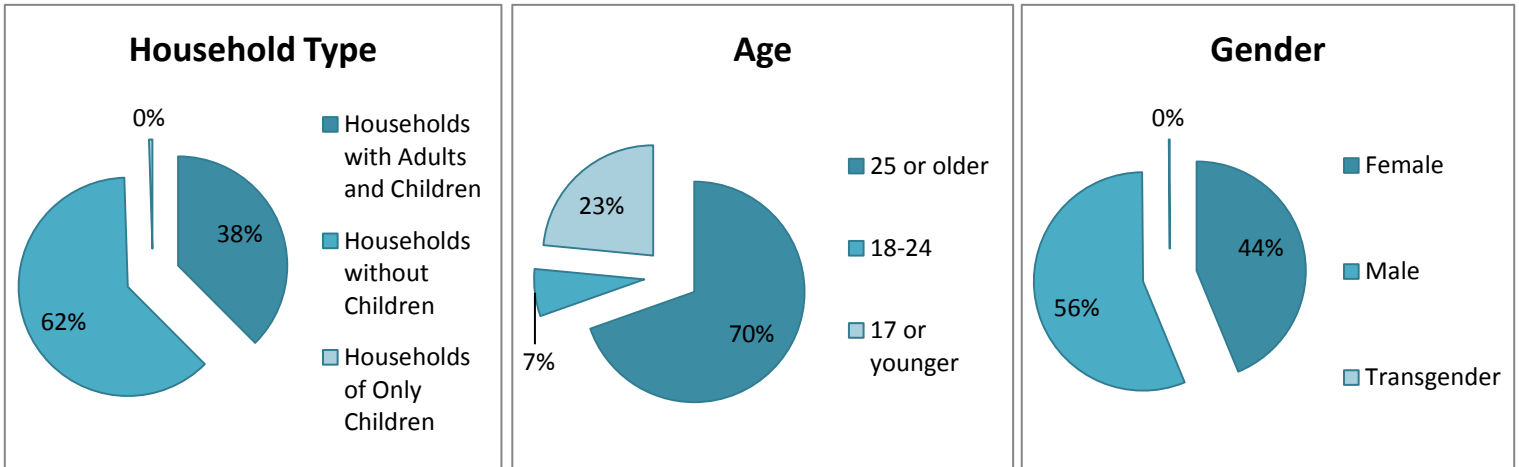
SUMMARY OF HOMELESS COUNT		
	Number of people	Percentage of total homeless population
Total homeless people	2963	100%
People in emergency shelter	1682	57%
People in transitional housing	446	15%
People who were unsheltered	835	28%
AGE & HOUSEHOLD TYPE		
Adults in families with children	431	15%
Children in families	681	23%
Adults in households without children	1836	62%
Children in households without adults	15	1%
YOUTH (under age 25)		
Total people in youth households	253	9%
People in parenting youth households	92	3%
Unaccompanied youth	161	5%
VETERANS		
Total people in veteran households	158	5%
Total veterans	136	5%
Veterans in families with children	7	0%
Veterans in households without children	129	4%
CHRONICALLY HOMELESS PEOPLE		
Total chronically homeless people	348	12%
Chronically homeless people in families with children	91	3%
Chronically homeless adults without children	256	9%
Chronically homeless children in child-only households	1	0%
SUBPOPULATIONS		
Adults with a serious mental illness	322	11%
Adults with a substance use disorder	343	12%
Adults with HIV/AIDS	14	0%
Adults who are victims of domestic violence	431	15%

2016 Point-in-Time Count Data: Balance of State Continuum of Care

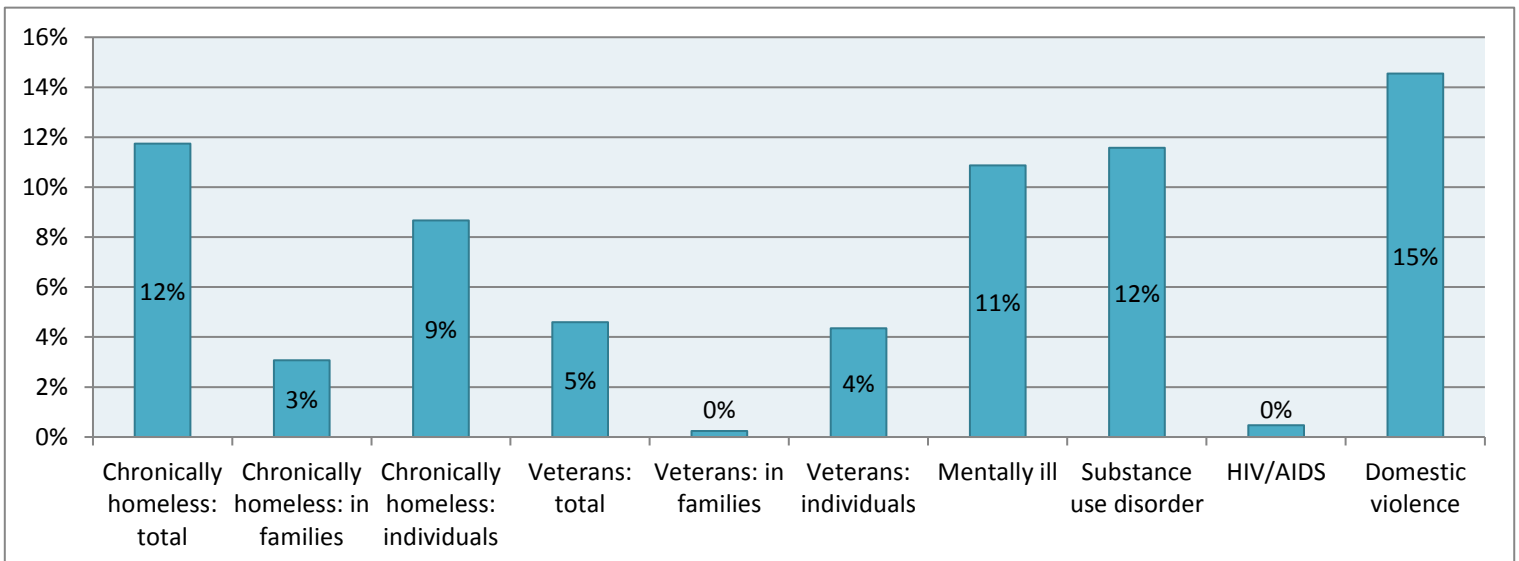
2016 Homeless Count by Living Situation



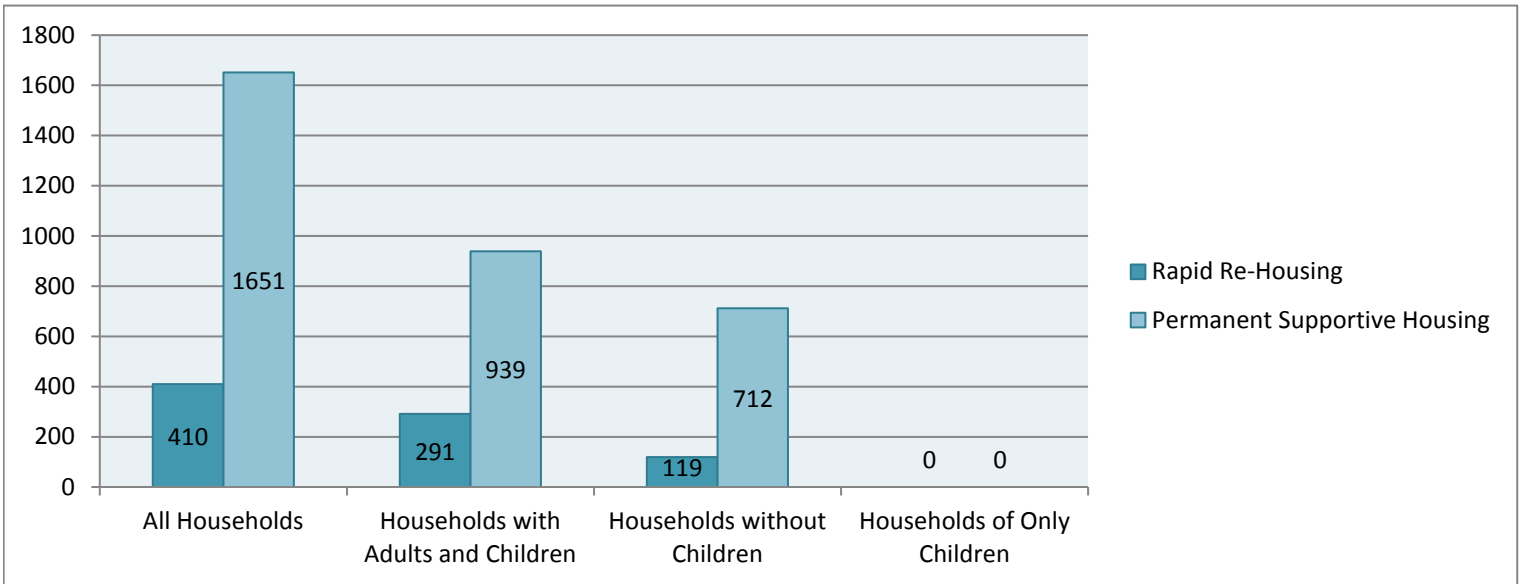
2016 Homeless Count Demographics



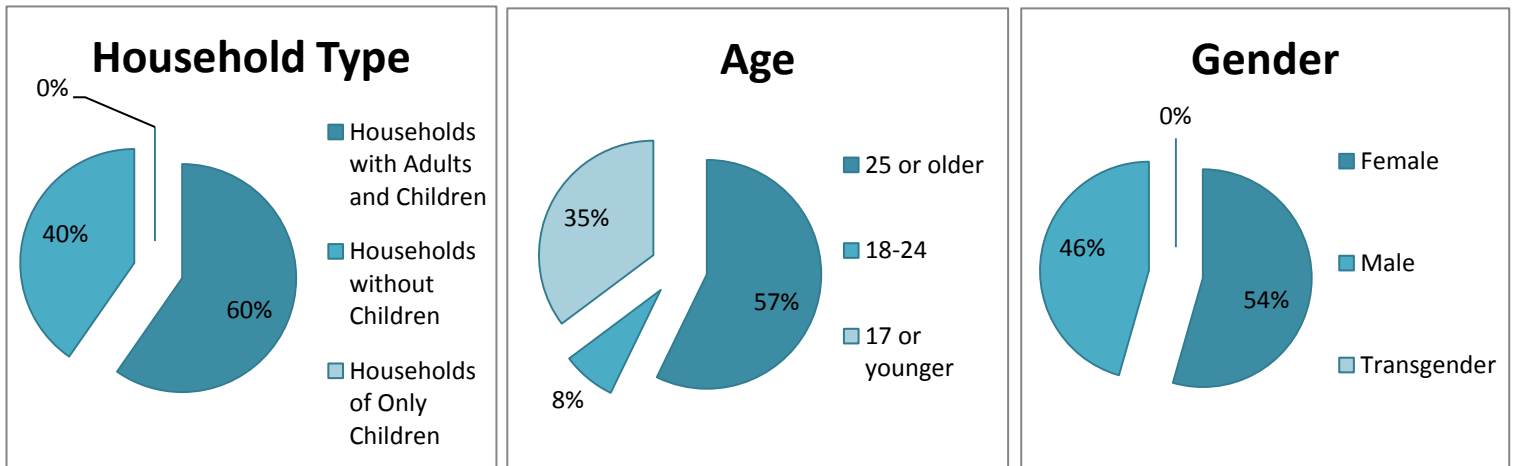
2016 Homeless Count Subpopulations



2016 Permanent Housing Count by Living Situation



2016 Permanent Housing Count Demographics



2016 Permanent Housing Count Subpopulations

